

July 31-August 4, 2013
New York, N.Y.

SUMMER
ACADEMY MEETING
AMERICAN ACADEMY OF DERMATOLOGY



Advance Program



CELEBRATING
1938 2013



EXCELLENCE IN DERMATOLOGY

DR. OBAGI HAS NO AFFILIATION WITH OBAGI MEDICAL PRODUCTS.

INNOVATING

the Science of Skin Health

Advanced Skin Restoration Protocols Developed by Dr. Obagi

Under the guidance of Dr. Zein Obagi, ZO Skin Health, Inc. continues to redefine and advance the science of skincare with new protocols, education programs, and products for medical and non-medical skin health restoration.

New Therapeutic and Daily Skincare Protocols

Based on Dr. Obagi's extensive clinical experience, he has redefined and expanded the original protocols and developed new protocols for treating a wide range of skin disorders and chronic conditions.

- Unique therapeutic treatments with greater efficacy
- New regimens for patients to maintain skin health
- Dr. Obagi's training and education programs

New ZO® Products for Creating Healthy Skin

ZO Skin Health, Inc. has once again expanded its portfolio of therapeutic and preventative solutions with new ZO® Medical and ZO® Skin Health products. These novel formulations utilize bioengineered complexes and innovative delivery systems for deep penetration and activation that optimize results.



ZO® MEDICAL

ZO® SKIN HEALTH



Partner with ZO® and offer your patients innovative and comprehensive solutions to create and maintain healthy skin.

ZO SKIN HEALTH INC

BY ZEIN OBAGI, MD



Dr. Obagi's Regional Training Seminars

June 6, 2013	Orange County, CA
August 22, 2013	Chicago, IL
October 24, 2013	Dallas, TX
December 5, 2013	Orlando, FL

To learn more about Dr. Obagi's ZO® training seminars and webinars, visit our website.

949.988.7524 | www.zoskinhealth.com

ZO Skin Health, Inc. and Dr. Obagi have no business relationship with Obagi Medical Products, and Obagi Medical Products does not sell or endorse using any ZO product. "ZO" is a registered trademark of ZO Skin Health, Inc. "Obagi" is a registered trademark of Obagi Medical Products, Inc.

Exhibit #820

July 31-August 4, 2013
New York, N.Y.



SUMMER
ACADEMY MEETING
AMERICAN ACADEMY OF DERMATOLOGY

CONTINUING MEDICAL EDUCATION INFORMATION

MISSION

The purpose of the American Academy of Dermatology (AAD) CME Program is to provide members with opportunities for life-long learning and assistance in fulfilling their maintenance of certification and licensure requirements, thereby promoting excellence in the provision of dermatologic care.

DEFINITION OF CONTINUING MEDICAL EDUCATION

Continuing medical education consists of educational activities which serve to maintain, develop, or increase the knowledge, skills, and professional performance and relationships that a physician uses to provide services for patients, the public, or the profession. The content of CME is that body of knowledge and skills generally recognized and accepted by the profession as within the basic medical sciences, the discipline of clinical medicine, and the provision of health care to the public.

Source: www.accme.org

COMMERCIAL BIAS

A personal judgment in favor of a specific proprietary business interest or commercial interest

Source: www.accme.org

SCIENTIFIC ASSEMBLY COMMITTEE

**As of the October 5-6, 2012, planning meeting*

Ilona J. Frieden, MD, Chair

Janet A. Fairley, MD

Joan Guitart, MD

M. Christine Lee, MD

Henry W. Lim, MD

Allison Vidimos, MD

Dirk M. Elston, MD, President

Brett M. Coldiron, MD, President-Elect

Suzanne Olbricht, MD, Secretary-Treasurer

Barbara Mathes, MD, Assistant Secretary-Treasurer

Robert S. Kirsner, MD, PhD, Chair,

Council on Education and Maintenance of Certification

Jean Bolognia, MD, Chair, International Affairs Committee

Roy Colven, MD, Chair, Needs Assessment & Outcomes Committee

Scott Dinehart, MD, Chair, Named Lectureship Task Force

Tammie Ferringer, MD, Chair, Poster Exhibits Task Force

LEARNER BILL OF RIGHTS

AAD recognizes that you are a life-long learner who has chosen to engage in continuing medical education to identify or fill a gap in knowledge or skill and to attain or enhance a desired competency. As part of AAD's duty to you as a learner, you have the right to expect that your continuing medical education experience with AAD includes the following.

Content that:

- Promotes improvements or quality in health care.
- Is current, valid, reliable, accurate, and evidence-based.
- Addresses the stated objectives or purpose.
- Is driven and based on independent survey and analysis of learner needs, not commercial interests.
- Has been reviewed for bias and scientific rigor.
- Offers balanced presentations that are free of commercial bias.
- Is vetted through a process that resolves any conflicts of interest of planners and faculty.
- Is evaluated for its effectiveness in meeting the identified educational need.

A learning environment that:

- Is based on adult learning principles that support the use of various modalities.
- Supports learners' abilities to meet their individual needs.
- Respects and attends to any special needs of the learners.
- Respects the diversity of groups of learners.
- Is free of promotional, commercial, and/or sales activities.

Disclosure of:

- Relevant financial relationships that planners, teachers, and authors have with commercial interests related to the content of the activity.
- Commercial support (funding or in-kind resources) of this activity.

American Academy of Dermatology

930 East Woodfield Road, Schaumburg, Illinois 60173

Phone: 847.330.0230 • Fax: 847.330.1090 • Website: www.aad.org

© 2013 American Academy of Dermatology, Schaumburg, Illinois
No part of this publication may be reproduced without the prior written permission of the American Academy of Dermatology.

REGISTER FOR THE MEETING AND MAKE HOTEL RESERVATIONS ONLINE AT

WWW.AAD.ORG



PRESIDENT'S MESSAGE

"The city seen from the Queensboro Bridge is always the city seen for the first time, in its first wild promise of all the mystery and beauty in the world."

The quote is from F. Scott Fitzgerald's classic, *The Great Gatsby*, and he's eloquently describing the eternal contemporaneousness of the great city of New York. The wild promise of mystery and beauty that Fitzgerald envisions remains an apt description of what you can expect at the Summer Academy Meeting in New York City.

Surprisingly, New York City spans just a little over 300 square miles. It always feels much larger to me. New York meetings have a special vibrancy to them, perhaps because they are located near the heart of Times Square, placing you not only in the center of the dermatology universe while at the meeting, but also a feeling of being in the center of the universe when you step outside.


I'm anticipating another outstanding and well-attended meeting. Over five exciting days, expert presenters will discuss scientific advances and provide you with unparalleled CME. Again this year, we can boast the world's finest dermatology education under one roof, including another exciting Plenary session with some of our most-anticipated and highly-regarded topics and speakers. Popular sessions that you have sought in the past are back, as well as many new additions.

It may sound clichéd to remark that there is "something for everyone," but considering the depth and breadth of our specialty, that wide spectrum of what is offered is no small thing — in fact, it's something we've been coming to appreciate more and more as we continue to celebrate our 75th anniversary this year. Our Summer Academy Meeting has been a fixture since the first one in San Francisco in 1994. We visited New York for the first time in the summer of 1997 and five more times since then, making this current year our seventh Summer Academy Meeting in New York City (and we're scheduled to return again in 2015 and 2017). It's a testament to the city's popularity with attendees. No other city boasts as many Summer Academy Meetings.

I look forward to welcoming you to my city. As Fitzgerald suggests, each New York experience is new and different, and yes, beautiful, as well. So whether this is your first trip or your 50th, I invite you to experience New York City in a brand new way. Welcome to the meeting.

Sincerely,

Dirk M. Elston, MD, FAAD
President, American Academy of Dermatology



In Recognition of Our
SUMMER ACADEMY MEETING 2013 SUPPORTERS

The American Academy of Dermatology gratefully acknowledges the following *Corporate Partners* for providing support of the Academy's Summer Academy Meeting 2013.

Through their generosity, we are able to provide the following:

SPONSORSHIPS

AMGEN[®]



Hotel Key Cards
Lead Retrieval (Expo) Card
Mingle Zone



Leadership and Mentoring Reception
Partial Support: Guest Speaker

THANK YOU



CHAIR'S MESSAGE

It's hard to imagine that Summer Academy Meeting is already upon us! What I like most about Summer Meeting is that it provides a smaller, more intimate atmosphere in which to participate in many of the same great sessions held during Annual Meeting. And yet, there's the draw of experiencing the glitz, glamour, and big-city feel of New York — a less intimate environment to be sure, but a place always brimming with excitement — not to mention great shopping venues!

After taking an active role in piecing together the scientific program for the 2013 Summer Academy Meeting, I am pleased to be able to share a sampling of it with you now. The Plenary session is always a highlight of Academy Meetings — and it's because of the sheer caliber of scientific research presented. This year's program proves no differently, as some of the country's top dermatologists gather to present on a diverse range of topics.

Mark Lebwohl, MD, is delivering the Everett C. Fox, MD, Memorial Lectureship titled "Dermatologic Therapy: Past, Present and Future." In his presentation, he will discuss how dermatology has been at the forefront of new drug development, and how those drugs have led the way to new treatments that impact not only skin disease, but also diseases like rheumatoid arthritis, inflammatory bowel disease, sarcoidosis, and cancer. Dr. Lebwohl will also address the challenge of who will pay for the expensive new drugs.

In "Basepairs to Bedside: Genetics and Immunology of Alopecia Areata," Angela Christiano, PhD, will update attendees on the genetics and immunology of alopecia areata. After all, it was Dr. Christiano's laboratory that identified the first set of susceptibility genes for the disease, which then provided insight into its immunopathogenesis. She will also provide an overview of ongoing clinical trials using targeted immunomodulatory therapies.

Over the years, great strides have been made within the field of melanoma. Allan Halpern, MD, will review recent trends in cancer screening and the results of the screening program ongoing in Germany in "Recent Advances in Melanoma Screening and Therapy." He will also address promising new approaches for the treatment of advanced melanoma.

And, like many of us, if you're still trying to figure out accountable care organizations, you won't want to miss the lecture by Marta Jane Van Beek, MD, MPH, which will cover the logistics of ACOs and how the specialty of dermatology might integrate this new model of health care delivery.

Terrence A. Cronin Jr., MD, will discuss how decorating skin has been part of the human condition since before the time of recorded history in "Tattoos and Piercings." His presentation will explore the history of skin adornments and their relation to dermatology.

Lastly, this year's guest speaker, physician, teacher, and award-winning writer Danielle Ofri, MD, will bring her power of story to the medical field, where she will speak about reaching the real humanity of her patients and how health care providers can learn to do the same, improving the practice of medicine.

In addition to the Plenary, you'll also be able to attend other highly-anticipated Academy sessions, including live demonstrations, Update Platform sessions and Maintenance of Certification and guideline-based sessions.

I look forward to seeing you all in New York City for what will certainly be another successful Summer Academy Meeting!

Sincerely,

Ilona J. Frieden, MD, FAAD
Chair, Scientific Assembly Committee

ANOTHER REASON
TO RECOMMEND
AMLACTIN®



Dara Torres
Olympian, Author, and Mom
AmLactin® Ambassador

Order samples at
amlactin.com/samples



Sunburn Alert: This product contains an alpha-hydroxy acid (AHA) that may increase your skin's sensitivity to sunburn. Be sun smart: use sunscreen, wear protective clothing, and limit sun exposure while using this product and for a week afterward.

 **Amlactin®**
Serious care for softer skin™
   amlactin.com



TABLE OF CONTENTS

AAD Committee Meetings, Ancillary Groups & Reunions	28
Badge Identification	25
Certificate of Meeting Attendance	25
Chair's Message	4
Charitable Contributions	26
Continuing Medical Education	
Accreditation.....	11
CME Credit Information.....	11
Commercial Bias	1
Commercial Support Disclosure.....	11
Content Validation	11
Definition of	1
Disclaimer.....	11
Disclosures	9-10
Independence in CME.....	10
Faculty disclosure of Relevant Financial Relationship(s).....	10
Global Learning Objectives	9
Learner Bill of Rights.....	1
Mission	1
Outcomes Measurement	11
Resolutions of Conflicts of Interest.....	10
Statement of Need	9
Target Audience.....	9
Unapproved Use Disclosure.....	10
Hotel and Travel Information	
Air Travel	26
Car Rental	26
Hotel Accommodations and Reservations.....	25-26
Hotel Cancellations.....	25
Indices	
Invited Faculty.....	63-64
Subject	59-62
Letters of Invitation	25
Meeting Handouts	28
Meeting Location	20
Mobility Services	28
Official Language	28
On-Site Services and Exhibits	
Academy Offices/Exhibits Locations	27
Attendance Verification	24
Attendee/Exhibitor Registration.....	27
Child Care Services.....	28
Electronic Posters.....	28
Optional Activities/Tours.....	28
Press Registration	27
Speaker Ready Room.....	28
Technical Exhibits.....	28, 56-58
Plenary Session	38-39
President's Message	2
Program Overview	14-16
Questions	28
Registration Information	
Categories, Access, and Fees.....	22-23
Cancellations.....	24
Confirmations and Changes	21
Corrections.....	24
Instructions.....	20-21
Member.....	20-21
Meeting Materials.....	24
Non-Member.....	20-21
Session Categories, Access and Fees.....	23
Session Ticket Cancellations.....	24
Spouse/Guest.....	20
Scientific Sessions	
Thursday, August 1	31-36
Friday, August 2.....	37-44
Saturday, August 3.....	45-51
Sunday, August 4	52-53
What's New	29

Advertisers Index

NeoStrata Company	BC
Upsher-Smith Laboratories.....	5
Young Pharmaceuticals	IBC
ZO Skin Health.....	IFC

American Academy of Dermatology

AAD Sponsorship Recognition (5)	3, 7, 8, 12, 13
Academy Resource Center	54-55
A Guide to HIPPA and HITECH for Dermatology	29
Dermatology Self-Assessment Activities	44
Derm Exam Prep Course	19
AAD Meeting Dates.....	30

Advertising Representatives

Ascend Integrated Media, LLC.
7015 College Blvd., Suite 600, Overland Park, KS 66211

Cathleen Gorby
Phone: (913) 780-6923, Fax (913) 780-4344
Email: cgorby@ascendintegratedmedia.com

Bridget Blaney
Phone: (773) 259-2825, Fax (708) 366-0303
Email: bblaney@ascendintegratedmedia.com

Maureen Mauer
Phone: (913) 780-6633, Fax (913) 780-0088
Email: mmauer@ascendintegratedmedia.com

Summer Academy Meeting Mobile App

Go Mobile with the AAD's Summer Academy Meeting Mobile App! Coming in July!



THANK YOU!

Your generous support of the Academy's humanitarian and educational programs and services changes lives each and every day.

Your gift makes all of this possible:

380 children with chronic skin conditions will attend Camp Discovery this summer, where they will have fun, make new friends, and learn a skin condition does not define them



Over **100,000** individuals will be screened through the Academy's free skin cancer screening program, saving lives and emphasizing the importance of early detection

21 new shade structures will be built this year, providing shade for 274,000 individuals every day and teaching children about the importance of sun safety



People living in underserved communities in **more than 10** developing countries will receive dermatologic care through AAD international programs



American Academy of Dermatology

honors its

2012 Corporate Partner Circle Members

Membership is awarded to *Corporate Partners* who have provided support at the Ruby Level and above for three consecutive years. This is the highest level of recognition given to a corporation by the Academy.

abbvie

AMGEN®



GALDERMA 
Committed to the future
of dermatology

Johnson & Johnson
CONSUMER PRODUCTS COMPANY
Division of Johnson & Johnson Consumer Companies, Inc.



Neutrogena®

 PharmaDerm®
Skin. Science. Health.™

 Stiefel
a GSK company


VALEANT™
Aesthetics



**2013 SUMMER ACADEMY MEETING
JULY 31 – AUGUST 4, NEW YORK, N.Y.
DIRECTLY SPONSORED BY
THE AMERICAN ACADEMY OF DERMATOLOGY**

STATEMENT OF NEED

The American Academy of Dermatology’s Summer Academy Meeting is planned to comprehensively address the nine content areas within the Dermatologic Core Curriculum and provide dermatologists and other dermatology health care professionals with high-quality educational opportunities for the optimization of dermatologic knowledge, competence, and performance.

TARGET AUDIENCE

The primary target audience of the American Academy of Dermatology’s Summer Academy Meeting is its members. Secondary audiences for the Academy’s Summer Academy Meeting include dermatology residents and other dermatology health care professionals.

GLOBAL LEARNING OBJECTIVES

This comprehensive meeting provides learners with opportunities to:

- Review and apply basic knowledge and skills in medical dermatology, dermatologic surgery, pediatric dermatology, and dermatopathology.
- Update knowledge about recent advances in the diagnosis, management and treatment of diseases of the skin, hair, nails, and mucous membranes.
- Assess the relationship of evidence-based diagnostic approaches and therapies with new dermatologic treatment developments.
- Self assess current practice management skills and develop strategies for improving these skills.
- Develop new skills to improve their everyday practice of dermatology.

NOTE: Each session has its own specific learning objectives that are included within the Scientific Session listing.

DISCLOSURES

PLANNER DISCLOSURE OF RELEVANT FINANCIAL RELATIONSHIP(S)

The following Scientific Assembly Committee members reported they have no relationship(s) with commercial interest(s) to disclose relevant to the content of this CME activity:

- Roy Mitchell Colven, MD
- Janet A. Fairley, MD
- Suzanne Olbricht, MD
- Dirk M. Elston, MD
- Tammie C. Ferringer, MD
- Erik Joseph Stratman, MD

The following Scientific Assembly Committee members reported they do have relationship(s) with commercial interest(s) to be disclosed to learners:

PLANNER	ROLE	COMMERCIAL INTEREST
Jean L. Bolognia, MD	Royalty – Other	Elsevier, Inc.
Scott M. Dinehart, MD	Investigator – Grants Honoraria – Speaker	Abbott Laboratories Genentech, Inc.
Ilona J. Frieden, MD	Honoraria – Other Honoraria – Consultant	Cardinal Systems Pierre Fabre Dermo-Cosmétique US
Joan Guitart, MD	Honoraria – Consultant Honoraria – Advisory Board Grants – Investigator	Bristol-Myers Squibb, Excaliard Pharmaceuticals, Inc., Galderma, L.P., Genzyme, Millennium Pharmaceuticals, Seattle Genetics Consultant Astellas Eisai, Yaupon
Robert S. Kirsner, MD, PhD	Grants – Investigator Honoraria – Advisory Board Honoraria – Other Advisory Board – No Compensation Received	Advanced Biohealing, Healthpoint, Tissue Repair Company 3M Pharmaceuticals, Healthpoint, Molynecke, National Healing Board, Organogenesis GlaxoSmithKline Mosaic
M. Christine Lee, MD	Equipment – Investigator Honoraria – Investigator Grants – Investigator	Alma, Cutera Laserscope/Iridex Lumenis
Henry W. Lim, MD	Honoraria – Consultant Grants – Investigator Honoraria – Advisory Board	Clinuvel, La Roche-Posay Clinuvel, Estee Lauder Ferndale Laboratories, Inc.
Barbara M. Mathes, MD	Consultant – Fees Other – Fees	Amneal Pharmaceuticals, LLC, Astellas Valeant Pharmaceuticals International
Daniel M. Siegel, MD	Stockholder – Other Honoraria – Consultant Other – Royalty No Compensation Received – Consultant Grants – Investigator Stock Options – Consultant Investigator – No Compensation Received Advisory Board – No Compensation Received Advisory Board – Honoraria	DermFirst Compulink, Dusa Pharmaceuticals, Inc., Leerink Swan, LEO Pharma, US, MakuCell, Inc., Meda Pharmaceuticals Inc., Melasciences Elsevier Encite, MDSolarSciences Corporation The Estée Lauder Companies, Inc. Logical Images Dermapen, Michelson Diagnostics Ltd, Click Diagnostics, Vivacare Biopelle, Inc., Galderma Laboratories, L.P., Genentech, Inc., LEO Pharma, US, MIM Labs



CME INFORMATION

Daniel M. Siegel, MD	Advisory Board – Stock Advisory Board – Stock Options	Photomedex Michelson Diagnostics Ltd, Modernizing Medicine, Quinnova Pharmaceuticals, Inc., Remote Derm A.P. Pharmaceutical, Adamis Pharmaceuticals, Affymetrix, Astellas Pharma, Celldex, Clinuvel, Colgate-Palmolive, DuPont, GlaxoSmithKline, Healthgate Data Corp, Ibis Technologies, Insmmed Incorporated, Life Technologies, Lumenis, Mylan Technologies, Inc., Pfizer, Inc., Senetek PLC, XOMA (US) LLC, Zoll Genentech, Inc., LEO Pharma, US Dantech Systems
	Stockholder – No Compensation Received	
	Honoraria – Speaker Intellectual Property Rights – Founder	

The following Leadership Development Steering Committee members reported they have no relationship(s) with commercial interest(s) to disclose relevant to the content of this CME activity:

- Erin G. Adams, MD
- Tammie Ferringer, MD
- Jennifer Lucas, MD
- Mary E. Maloney, MD
- Victor J. Marks, MD
- Isaac M. Neuhaus, MD
- Margaret E. Parsons, MD
- Jack S. Resneck Jr., MD
- Sabra Sullivan, MD, PhD
- Marta Jane VanBeek, MD

The following Leadership Development Steering Committee members reported they do have relationship(s) with commercial interest(s) to be disclosed to learners:

PLANNER	ROLE	COMMERCIAL INTEREST
Ilona J. Frieden, MD	Honoraria – Consultant Honoraria – Advisory Board	Pierre Fabre Dermatology TOPAZ Pharmaceuticals, Inc.
Elizabeth Shannon Martin, MD	Honoraria – Speaker	Medicus Pharmaceutical Corporation, Promius Pharma, LLC
Barbara M. Mathes, MD	Consultant – Fees	Astellas Pharma US, Inc., Johnson & Johnson Consumer Products Company

The staff involved with this CME activity and all content validation/peer reviewers of this CME activity have reported no relevant financial relationships with commercial interest(s).

FACULTY DISCLOSURE OF RELEVANT FINANCIAL RELATIONSHIP(S)

It is the policy of the AAD that all faculty participating in a CME-certified activity are required to disclose to the AAD and to learners relevant financial relationships that they or their first-degree relatives (spouse, parent, sibling, or child) have with any commercial interests. “Relevant financial relationships”¹ include financial relationships in any amount occurring within the past 12 months that create a “conflict of interest”². Typically, such relationships would be with companies that sell health care products or services that are consumed by or used in the treatment of patients. The intent of this disclosure is not to prevent participation in CME-certified educational activities by individuals with a relevant financial relationship with commercial interest(s), but rather to provide learners with information on which they can make their own determination whether or not said relationship(s) influenced the content of the educational activity.

Session director and faculty disclosure information is located within the Onsite Program Book after the scientific schedule. Faculty have been asked to also make a verbal disclosure at the start of their presentations supplemented by a disclosure slide in order to verify the accuracy of the disclosure information printed in the Onsite Program Book and ensure their disclosure information is shared with the learners PRIOR to the presentation taking place.

RESOLUTION OF CONFLICTS OF INTEREST

In accordance with the ACCME Standards for Commercial Support of CME, the American Academy of Dermatology has implemented mechanisms, prior to the planning and implementation of this

CME activity, to identify and mitigate conflicts of interest for all individuals in a position to control the content of this CME activity

UNAPPROVED USE DISCLOSURE

The American Academy of Dermatology requires CME faculty (speakers) to disclose to attendees when products or procedures being discussed are off-label (not approved for the indications being discussed), unlabeled (not approved for any indications), experimental, and/or investigational (not FDA approved); and any limitations on the information that is presented, such as data that are preliminary or that represent ongoing research, interim analyses, and/or unsupported opinion. This information is intended solely for continuing medical education and is not intended to promote off-label use of these products/procedures. If you have questions, contact the medical affairs department of the manufacturer for the most recent approval information. Faculty at this meeting will be discussing information about pharmaceutical agents that is outside of U.S. Food and Drug Administration approved labeling.

INDEPENDENCE IN CME

The mission of the Academy’s continuing medical education program is to improve patient care, and health care outcomes by maintaining, developing, and enhancing medical knowledge, patient care, interpersonal and communication skills, and professionalism. As a provider accredited by the Accreditation Council for Continuing Medical Education (ACCME) and in support of this mission, the Academy is dedicated to providing continuing medical education that is independent, fair, balanced, objective, and free of commercial bias.

¹Relevant Financial Relationships: The ACCME defines “relevant financial relationships” as financial relationships in any amount occurring within the past twelve months that create a conflict of interest. Source: www.accme.org.

²Conflict of Interest: When an individual’s interests are aligned with those of a commercial interest, the interests of the individual are in “conflict” with the interests of the public. Source: www.accme.org.



The Academy employs several strategies to ensure these standards will be met. The planning committee members submit and consider their own disclosure information and recuse themselves from planning educational activities should they have conflicts related to the subject area presented. When developing an educational program, the planning committee reviews applications and disclosure of interest forms, along with needs assessment and evaluative data from past activities in order to develop programming. Potential participants are sent detailed guidelines that provide direction on necessary components to ensure independence in continuing medical education activities and to resolve conflict, as itemized below.

CONTENT VALIDATION

Academy-sponsored educational activities are designed to promote improvements or quality in health care and not promote a specific proprietary business interest or a commercial interest. Presentations and related materials must be based on scientific methods generally accepted by the medical community. Presentations should be evidence-based and discuss the validity of the evidence upon which they base the opinion(s). (See Sackett et al, *BMJ* 1996;312:71-2.) This ensures the audience that the recommendations are supported by the evidence and contributes to management of any potential conflicts of interest. Further, if the presentation includes discussion of unlabeled or investigational use of a commercial product, this also must be disclosed to the participants. CME must give a balanced view of therapeutic options. Use of generic names will contribute to this impartiality.

If CME educational material or content includes trade names, trade names from several companies should be used where available, as opposed to using trade names from just a single company. Educational materials such as slides, abstracts, and handouts cannot contain any advertising or product-group messages.

OUTCOMES MEASUREMENT

Several methods of evaluation are utilized in assessing the educational program. Session directors, speakers, attendees, and formal observers are all given the opportunity to evaluate the educational content and speaker performance. Included in this process are measures to rate the success of the Academy's policies regarding independence in continuing medical education activities with particular focus on the absence of commercial bias.

In addition, the Academy may review speaker presentations stored on the meeting servers to collect aggregate data regarding disclosure. These data are only used to determine effectiveness of the Academy's policies and procedures regarding disclosure. Should it be determined that a member of the Academy's educational program violated the Academy's "Policy to Ensure Independence in Continuing Medical Education," the individual may not be asked to participate in future educational programs.

DISCLAIMER

The American Academy of Dermatology is not responsible for statements made by faculty. Statements or opinions expressed in this program reflect the views of the faculty and do not reflect the official policy of the American Academy of Dermatology. The information provided at this CME activity is for continuing education purposes only and is not meant to substitute for the independent medical judgment of a health care provider relative to the diagnostic, management, and treatment options of a specific patient's medical condition.

ACCREDITATION

The American Academy of Dermatology is accredited by the Accreditation Council for Continuing Medical Education to provide continuing medical education for physicians.

AMA PRA CATEGORY 1 CREDIT™ DESIGNATION

The American Academy of Dermatology designates this live activity for a maximum of **29 AMA PRA Category 1 Credits™**. Physicians should claim only the credit commensurate with the extent of their participation in the activity.

AAD RECOGNIZED CREDIT

The American Academy of Dermatology's Summer Academy meeting is recognized by the American Academy of Dermatology for **29 AAD Recognized Credits** and may be used toward the American Academy of Dermatology's Continuing Medical Education Award.

All Summer Academy Meeting activities, unless otherwise specified, are approved for direct-sponsored *AAD Recognized Credit*.

WHAT YOU NEED TO DO TO RECEIVE CME CREDIT


CME credit is awarded based on actual participation in the learning activities. An overall evaluation form and CME credit claim form will be provided in the registration bag distributed onsite at registration. All attendees will be able to complete their session evaluations* and claim CME credits online at www.aad.org/evals.

CME credits can also be claimed online at www.aad.org/cme/claim. The online claim system is available for four weeks post meeting. Credit is calculated on a ¼-hour basis and will be reflected on member transcripts within four to six weeks after the meeting.

**There will be a limited amount of paper evaluations located at each session room for those attendees who do not wish to complete session evaluations online. Hardcopy CME claim forms will still be distributed in the convention office located in Gramercy Suite AB. Should you decide to complete a hard copy CME claim form or session evaluation form, you can drop them into the boxes labeled "CME Evaluations" throughout the duration of the meeting.*

NON-MEMBER PHYSICIAN CME CREDIT CERTIFICATE

Non-member physicians who attend the meeting can receive a CME Credit certificate that includes documentation of the total CME credits claimed. If you are a physician and would like to receive a CME Credit certificate, please submit a copy of the CME Claim Form and check "yes" where asked if you would like to receive the CME Certificate.



American Academy of Dermatology

honors its

Corporate Partners

Through their generosity, the Academy is able to further its educational goals and mission in service to our members, their patients and to the public.

These are our 2012 Corporate Partners:

SAPPHIRE

\$250,000 - \$499,999

AbbVie

Amgen Pfizer

LEO Pharma Inc.

Neutrogena Corporation

RUBY

\$100,000 - \$249,999

Bayer HealthCare

Beiersdorf Inc

Galderma Laboratories, L.P.

Genentech, Inc.

Johnson & Johnson

Consumer Products Company

Medicis, a division of

Valeant Pharmaceuticals

Merz

PharmaDerm, a division of

Fougera Pharmaceuticals Inc.

Stiefel a GSK company

Valeant Pharmaceuticals North America LLC

EMERALD

\$50,000 - \$99,999

Fibrocell Science

The Procter & Gamble Co.

Upsher-Smith Laboratories, Inc.

Bronze

\$25,000 - \$49,999

Astellas Pharma US, Inc.

July 31-August 4, 2013
New York, N.Y.


SUMMER
ACADEMY MEETING
AMERICAN ACADEMY OF DERMATOLOGY

The American Academy of Dermatology
extends a very sincere

THANK YOU

to our Corporate Partners for providing in-kind contributions
of product and medical supplies
in support of the Summer Academy Meeting 2013.

Please visit our Leaders in Giving Recognition Module
in the New York Hilton Midtown (*formerly Hilton New York*)
and view Corporate Partner Recognition in the
Onsite Program Book.



PROGRAM OVERVIEW

Restricted Session open to dermatologists and adjunct (researcher, corporate) members. A ticket is required for admittance for workshops and courses.

Practice Management Session open to eligible office staff/registered nurses

Patient Safety Session

Audience Response System Session

This activity has been approved or is pending approval by the ABD to satisfy component 2 of MOC

Leadership Institute — addresses leadership competencies specific to dermatologists

Health Information Technology Session

Evidence-Based Practice Session

THURSDAY, AUGUST 1

Focus Sessions 7:30 a.m. to 9 a.m.

U001	Update on Onychomycosis.....	31
U002	Patch Test Allergens 101: A Detective's Toolkit.....	31
U003	Improving Patient Compliance and Outcomes.....	31
U004	Navigating Office Politics: Private Practice, Academics and Everything in Between.....	31

Symposia 9 a.m. to 12 p.m.

S001	EADV/AAD Joint Symposium.....	31
S002	Nail Disorders: Define Better Options for Diagnosis and Treatment of Onychodystrophies.....	31

Forums 10 a.m. to 12 p.m.

F001	Managing Group Dynamics, Part I: Dream Team or "I Want to Scream Team".....	32
F002	Oral Disease.....	32
F003	Developing Speaker Skills — Faculty Development....	32
F004	Alopecia and Hair Loss.....	32
F005	EHR Physician Demonstration.....	32

Workshop 10 a.m. to 12 p.m.

W001	MOC Self-Assessment: Acne, Psoriasis, Eczema and Inflammatory Dermatitis.....	33
------	---	----

Focus Sessions 1 p.m. to 2:30 p.m.

U005	Skin of Color.....	33
U006	Making Your Office Great — And You Happier.....	33
U007	Psoriasis Therapy in the Age of Biologics.....	33
U008	Case-Based Vignettes to Make Your Surgical Complications Less Complicated.....	34
U009	Chronic Cutaneous Ulcers in Adults and Children.....	34

Symposia 2 p.m. to 5 p.m.

S003	Update Platform: Medical Dermatology.....	34
S004	Minimizing Errors in the Detection, Diagnosis, and Treatment of Melanoma.....	34
S005	What's Hot in Dermatopathology.....	34

Course 2 p.m. to 5 p.m.

C001	Live Demonstration: Botulinum Toxin and Fillers.....	35
------	--	----

Workshop 3 p.m. to 5 p.m.

W002	MOC Self-Assessment: Pediatric Dermatology.....	35
------	---	----

Forums 3 p.m. to 5 p.m.

F006	Managing Group Dynamics, Part 2: Politics, People and Performance in Organizations.....	36
F007	Face to Face: Management of Facial Dermatoses.....	36
F008	Using Technology to Improve Dermatology Access....	36

FRIDAY, AUGUST 2

Focus Sessions 7:30 a.m. to 9 a.m.

U010	Optimizing Management of Melanoma: Recognizing and Responding to Common Dilemmas in Patient Care.....	37
U011	Procedural Safety in Dermatology.....	37
U012	The Interface of Skin and Psyche.....	37
U013	Skin, Hair, and Nail Care for the Dermatologist.....	37


Plenary 9 a.m. to 12 p.m.

9 a.m.	Chair's Welcome /Ilona J. Frieden, MD.....	38
9:05 a.m.	President's Address /Dirk M. Elston, MD.....	38

PROGRAM OVERVIEW




For the latest Program Book information please refer to www.aad.org.

 **Restricted Session** open to dermatologists and adjunct (researcher, corporate) members. A ticket is required for admittance for workshops and courses.

 **Practice Management Session** open to eligible office staff/registered nurses

 **Patient Safety Session**

 **Audience Response System Session**

 This activity has been approved or is pending approval by the ABD to satisfy component 2 of MOC

 **Leadership Institute** — addresses leadership competencies specific to dermatologists

 **Health Information Technology Session**

 **Evidence-Based Practice Session**

9:20 a.m. Everett C. Fox, MD, Memorial Lectureship /Mark Lebowhl, MD	38
9:55 a.m. Basepairs to Bedside: Genetics and Immunology of Alopecia Areata /Angela Christiano, PhD	38
10:20 a.m. Recent Advances in Melanoma Screening and Therapy /Allan C. Halpern, MD.....	39
10:45 a.m. Accountable Care Organizations /Marta Jane Van Beek, MD, MPH	39
11 a.m. Tattoos and Piercings /Terrence A. Cronin Jr., MD	39
11:15 a.m. Guest Speaker /Danielle Ofri, MD, PhD, D.Litt (Hon), FACP	39
11:45 a.m. Question and Answer.....	39

Focus Sessions 1 p.m. to 2:30 p.m.

U014 Actinic Keratosis: Beyond Liquid Nitrogen	40
U015 Beyond Spaghetti and Meatballs: What's New on the Malassezia Menu	40
U016 Genodermatoses Update.....	40
U017 Skin and Gut: Epithelium, Inflammation, and Interaction	40
U018 African American Hair Grooming Practices from Prevention to Management	40

Symposium 2 p.m. to 4 p.m.

S006 Update Platform: Cosmetic and Dermatologic Surgery	41
--	----

Symposia 2 p.m. to 5 p.m.

S008 Acne, Rosacea, and Other Common Dermatoses: Can We Do Better?	41
S009 What's Hot in Pediatric Dermatology	41

Course 2 p.m. to 5 p.m.

● C002 Live Demonstration: Neurotoxins and Soft Tissue Augmentation	42
--	----

Workshops 3 p.m. to 5 p.m.

● W003 MOC Self-Assessment: Office-Based Safety.....	42
● W004 Translating Evidence into Practice: Primary Cutaneous Melanoma Guidelines	43

Forums 3 p.m. to 5 p.m.

F009 Case-Based Challenges for PA/NP's	43
F010 Case-Based Controversies in Blistering Diseases	43

Symposium 4 p.m. to 5 p.m.

S007 Update Platform: Pediatrics.....	44
---------------------------------------	----

SATURDAY, AUGUST 3

Focus Sessions 7:30 a.m. to 9 a.m.

U019 Top Tips to be Tip Top with Your MOC	45
U020 Update in Molecular Diagnostic Tests in Dermatology and Dermatopathology.....	45
U021 Pearls: Just Between You and Me.....	45
U022 Urticaria Management.....	45

Symposium 9 a.m. to 12 p.m.

● S010 Dermatology Grand Rounds: Case-Based Dilemmas ..	45
---	----

Course 9 a.m. to 12 p.m.

● C003 Media Training: Developing and Delivering Key Messages.....	46
---	----

Course 9 a.m. to 5 p.m. (break from 12-2)

● C004 Derm Exam Prep Course: Refresher	46
---	----



PROGRAM OVERVIEW

Restricted Session open to dermatologists and adjunct (researcher, corporate) members. A ticket is required for admittance for workshops and courses.

Practice Management Session open to eligible office staff/registered nurses

Patient Safety Session

Audience Response System Session

This activity has been approved or is pending approval by the ABD to satisfy component 2 of MOC

Leadership Institute — addresses leadership competencies specific to dermatologists

Health Information Technology Session

Evidence-Based Practice Session

Forums 10 a.m. to 12 p.m.

- F011 Case-Based Challenges in Consultative Dermatology 47
- F012 Case-Based Controversies: Procedural 47
- F013 Protecting America's Youth: Responding to Tanning Industry Arguments and Advancing Effective Policies..... 47
- F014 Leading Change Part 1: Turn Fear Into Fuel 47

Workshop 10 a.m. to 12 p.m.

- W005 Translating Evidence into Practice: Acne Guidelines 48

Focus Sessions 1 p.m. to 2:30 p.m.

- U023 Photodynamic Therapy for Skin Cancer, Acne and Skin Rejuvenation 48
- U024 Clinical Pearls in Dermatology: Adult and Pediatric 48
- U025 Non-Infectious Granulomas: An Update on Cutaneous Granulomatous Diseases 48
- U026 Hidradenitis Suppurativa: An Update 48

Symposium 2 p.m. to 4 p.m.

- S011 Update Platform: Cutaneous Oncology..... 49

Symposia 2 p.m. to 5 p.m.

- S013 Common Controversies in Dermatologic Drug Therapy 49
- S014 Coding and Documentation..... 49

Workshops 3 p.m. to 5 p.m.

- W006 MOC Self-Assessment: Skin Cancer..... 50
- W007 Translating Evidence into Practice: Psoriasis Guidelines 50

Forums 3 p.m. to 5 p.m.

- F015 Vulvar Diseases 51
- F016 What's Boiling Over: Atopic Dermatitis and Other Eczematous Conditions 51
- F017 Leading Change Part 2: Getting it Done 51

Symposium 4 p.m. to 5 p.m.

- S012 Update Platform: Dermatopathology 51

SUNDAY, AUGUST 4

Focus Sessions 7:30 a.m. to 9 a.m.

- U027 Dermoscopy for the Non-Dermoscopist..... 52
- U028 Pediatric Dermatology Jeopardy 52
- U029 Leprosy 52
- U030 From Bench to Bedside: Important Clinical Advances 52

Symposia 9 a.m. to 12 p.m.

- S015 Finessing Surgical Technique 52
- S016 Leading by Persuading, Influencing and Negotiating 52

Forums 10 a.m. to 12 p.m.

- F018 Tumor Board: Management of Common and Unusual of Skin Cancers..... 53
- F019 Case-Based Controversies: Medical..... 53
- F020 Case-Based Approach to Common Cutaneous Lymphoma Patient Problems 53
- F021 Nails..... 53
- F022 Review and Update of Regional Reconstruction 53

This page intentionally blank,
please flip to next page.

This page intentionally blank,
please flip to next page.

This space intentionally blank.

Derm Exam Prep Course



Prepare for the MOC
Recertification Exam
with the AAD Derm
Exam Prep Course!

Same great
course —
2 locations to
choose from!

The Boston Park Plaza Hotel

BOSTON, MA

October 11-13, 2013

The Palace Hotel

SAN FRANCISCO, CA

November 22-24, 2013

Registration opens in late June!
Visit WWW.AAD.ORG/DEP for more information.



GENERAL INFORMATION

MEETING LOCATION

2013 Summer Academy Meeting will take place July 31 – August 4 in New York, N.Y. On-site offices, exhibits, services, and all educational sessions will be located at:

New York Hilton Midtown (formerly Hilton New York)
1335 Avenue of the Americas
New York, NY 10019
www.hilton.com

REGISTRATION INFORMATION

Registration and housing will only be accepted online.

Early Registration and Housing begins at 12 p.m. (CT) according to the schedule listed below:

- Physician, life, and honorary members*.....Wednesday, May 8
- Residents, medical fellows, AAD graduate members, and medical students*.....Wednesday, May 15
- Adjunct members, physician assistants, nurse practitioners, office staff, registered nurses, and remaining non-members*.....Wednesday, May 22

Early registration and housing for members and approved non-members closes at 12 p.m. (CT) on Monday, July 8, 2013. Starting at 12:01 p.m. (CT) on Monday, July 8, 2013, late registration fees will apply.

July 24, 2013, at 12 p.m. (CT) through July 31, 2013, at 12 p.m. (ET) all registration systems will be closed. On-Site registration will begin at 12 p.m. (ET) on Wednesday, July 31, 2013.

NON-MEMBER REGISTRATION

The following non-member registration categories will have automatic access to the online registration and housing system beginning Wednesday, May 22, 2013, at 12 p.m. (CT):

- Non-member physicians (**treating patients in an office-like setting**).
- Non-member non-physicians (**Non-member corporate individuals, pharmacists, and industry representatives or scientists / researchers working in the field of dermatology**).

The following non-member registration categories must submit an online request form for registration approval and an Access ID #. See the chart on pages 22 and 23 for a list of non-member registration categories and fees.

- Medical students.
- Non-dermatology residents.
- Residents and medical fellows (not in a current U.S. or Canadian approved dermatology residency or fellowship program).

- Physician assistant – credentials will only be required every three years. Individuals in this category who credentialed and received an access ID # for the AAD 2012 Annual or Summer Academy Meeting, or the AAD 2013 Annual Meeting will not need to credential for this meeting and will automatically be emailed a current access ID # prior to the opening of the online registration system.
- Nurse practitioner – credentials will only be required every three years. Individuals in this category who credentialed and received an access ID # for the AAD 2012 Annual or Summer Academy Meeting, or the AAD 2013 Annual Meeting will not need to credential for this meeting and will automatically be emailed a current access ID # prior to the opening of the online registration system.

Non-member requests and required documentation will only be accepted via the online submission-site:

1. Visit www.aad.org.
2. Click *Meeting Details* under the Summer Academy Meeting logo near the bottom of the home page.
3. Click on non-member registration information.

Access ID numbers will be sent to the email supplied during the submission process. **The deadline for submission and approval is July 8, 2013, at 12 p.m. (CT).** Allow 5 to 7 business days for approval, processing, and receipt of access ID # in order to complete your registration.

Requests received after July 1, 2013 are not guaranteed to be processed in time to register by the early registration date of July 8, 2013 at 12 p.m. (CT).

Questions:

Email: mrc@aad.org
Toll-free phone: (866) 503-SKIN (7546) or (847) 240-1280

SPOUSE / GUEST REGISTRATION

Spouse/Guest registration includes spouses, family members (children 16 years or older), and guests accompanying registrants. A "guest" is defined as a significant other, friend, or a child 16 years or older. Photo ID and proof of age (driver's license, student ID, birth certificate) will be required. A co-worker or an associate within the industry does not qualify for the guest registration category.

Spouse/guest registration is available for one person per physician registrant.

Registrants in this category may attend non-restricted symposia, Plenary session, electronic posters, and technical exhibits. **This category will not be issued an ExpoCard or a Certificate of Attendance.**

GENERAL INFORMATION



For the latest Program Book information please refer to www.aad.org.

REGISTRATION INSTRUCTIONS

Registration and Housing must be completed online. Registration, including enrollment in specific sessions, is on a first-come, first-served basis.

REGISTRATION INSTRUCTIONS	PAYMENT METHOD	PROCESSING TIME
To register and book housing online go to: www.aad.org Click on Registration and Housing located on the lower portion of the home page. You will need to input the ID number and last name as printed in this mailing.	Credit card only (Visa, Mastercard, or American Express)	Instant

CUSTOMER SERVICE

For additional assistance in completing your registration and housing, call the AAD Registration & Housing Office at (847) 996-5876 or (800) 974-3084 or call the AAD Member Resource Center at (866) 503-7546, or (847) 240-1280.



ADA / SPECIAL ASSISTANCE

Academy staff is available to help individuals with any special needs (i.e., physical). Please complete the special requirements section of the online registration system and a staff member will contact you.

TICKETED EVENTS

Registrants should identify sessions for which they are requesting tickets when they complete general registration (see chart on page 23 for information on session categories, including ticket requirements and tuition fees). Only courses and workshops require a tuition and ticket for admittance. Enrollment in ticketed sessions is on a first-come, first-served basis. Enrollment in multiple ticketed sessions during the same time slot is not permitted.

CONFIRMATIONS AND CHANGES

Confirmation letters will be sent to all registrants via email who register in advance. Once you have received a confirmation letter, you may review and print registration information by clicking on the link within the letter. If you cannot locate your letter you may follow the steps below.

1. Visit www.aad.org/meetings-and-events/2013-summer-meeting.
2. Click *Already Registered*.
3. Enter your registration confirmation number and last name, then click *Find Me*.

Once in your personal record, you may print a copy of your receipt, pay a balance due, modify ticket selections, or make changes to your housing. An updated confirmation will be sent after changes are processed.

Ticketed event modifications for individuals' who register by Monday, July 8, 2013, at 12 p.m. (CT) and who will be receiving their materials by mail will only be accepted until Monday, July 8, 2013, at 12 p.m. (CT). After this date and time ticket cancellations and modifications will need to be made on site. Refer to page 27 for hours of operation. For housing changes/cancellations refer to the Hotel and Travel Information section of the program book (pages 25-26).



GENERAL INFORMATION

REGISTRATION CATEGORIES, ACCESS, AND FEES

The chart below details fees and session access for all categories eligible to register for the meeting. For further information on membership eligibility, please refer to www.aad.org/members/join/index.html or email mrc@aad.org.


Early registration fees apply – Wednesday, 5/8/13 at 12 p.m. (CT) – Monday, 7/8/13 at 12 p.m. (CT).

Late registration fees apply – Monday, 7/8/13 at 12:01p.m. (CT) – Wednesday, 7/24/13 at 12 p.m. (CT) and onsite.

MEMBER CATEGORIES

REGISTRATION CATEGORY	EARLY	LATE	SESSIONS	ACCESS TO RESTRICTED SESSIONS
Physician member	\$410	\$490	C, F, P, S, U, W	Yes
Adjunct member** # (research, corporate) (approved through membership process)	\$410	\$490	C, F, P, S, U, W	Yes
Adjunct member** # (other) (approved through membership process)	\$410	\$490	C, F, P, S, U, W	No
Life member	\$135	\$175	C, F, P, S, U, W	Yes
Honorary member	no fee	no fee	C, F, P, S, U, W	Yes
Resident/Medical Fellow/AAD Graduate member**	\$125	\$165	C, F, P, S, U, W	Yes – dermatologist No – non-dermatologist

Session Type Key: C=Course F=Forum P=Plenary S=Symposium U=Focus Session W=Workshop
 Derm Exam Prep Course: Refresher is only available to Member Dermatologists and Dermatology Residents/Medical Fellows.

 Restricted Session open to dermatologists and adjunct (researcher, corporate) members.

NON-MEMBER CATEGORIES


(See page 20 for information on submitting a non-member access ID # request.) The following non-member categories will be required to request an access ID # via the online submission site. Refer to page 27 for on-site and additional information.

Early registration fees apply – Wednesday, 5/8/13 at 12 p.m. (CT) - Monday, 7/8/13 at 12 p.m. (CT).

Late registration fees apply – Monday, 7/8/13 at 12:01p.m. (CT) - Wednesday, 7/24/13 at 12 p.m. (CT) and on site.

REGISTRATION CATEGORY	EARLY	LATE	SESSIONS	ACCESS TO RESTRICTED SESSIONS
Medical Students* ** #	\$40	\$85	C, F, P, S, U, W	No
Non-dermatology Resident** #	\$125	\$165	C, F, P, S, U, W	No
Physician Assistant* **# (working in an AAD dermatologist member's office)	\$410	\$490	C, F, P, S, U, W	No
The PA category of registration will only need to credential every 3 years. Individuals in this category who credentialed and received an access ID number for the AAD 2012 Annual or Summer, or the AAD 2013 Annual Meeting will not need to credential for this meeting. You will automatically be emailed a current access ID # prior to the opening of the online registration system.				
Nurse Practitioner* **# (working in an AAD dermatologist member's office)	\$410	\$490	C, F, P, S, U, W	No
The NP category of registration will only need to credential every 3 years. Individuals in this category who credentialed and received an access ID number for the AAD 2012 Annual or Summer, or the AAD 2013 Annual Meeting will not need to credential for this meeting. You will automatically be emailed a current access ID # prior to the opening of the online registration system.				
Resident/Medical Fellow** (outside a U.S. or Canadian program)	\$125	\$165	C, F, P, S, U, W	Yes – dermatologist No – non-dermatologist
Only Dermatology Residents/Medical Fellows in this category are eligible to attend the Derm Exam Prep Course: Refresher.				

Session Type Key: C=Course F=Forum P=Plenary S=Symposium U=Focus Session W=Workshop
 Derm Exam Prep Course: Refresher is only available to Member Dermatologists and Dermatology Residents/Medical Fellows.

 Restricted Session open to dermatologists and adjunct (researcher, corporate) members.

* This category is not eligible to register a spouse/guest along with registration.

** This category is not eligible to register office staff/RN along with registration.

+ Only dermatologists in this category may register office staff/RN along with registration.

++ This category of registration will not be issued an ExpoCard with registration.


This category is not eligible to register for the Derm Exam Prep Course: Refresher.

GENERAL INFORMATION



For the latest Program Book information please refer to www.aad.org.

NON-MEMBER CATEGORIES (CONTINUED)

REGISTRATION CATEGORY	EARLY	LATE	SESSIONS	ACCESS TO RESTRICTED SESSIONS
Non-member physician+ # (treating patients in an office like setting)	\$1240	\$1485	C, F, P, S, U, W	Yes – dermatologist No – non-dermatologist
Non-member non-physician* ** ++ # (non-member corporate individuals, pharmacists, and industry representatives, or scientists/researchers working in the field of dermatology)	\$1320	\$1570	C, F, P, S, U, W	No
Office staff/registered nurse * # (working in a dermatologist's office) Employing dermatologist must be registered first.	\$270	\$355	P, S U, F – designated as Practice Management	No
Spouse/guest (1 per physician registrant) (No access ID required)	\$50	\$75	P, S	No
<p>Session Type Key: C=Course F=Forum P=Plenary S=Symposium U=Focus Session W=Workshop Derm Exam Prep Course: Refresher is only available to Member Dermatologists and Dermatology Residents/Medical Fellows.</p> <p> Restricted Session open to dermatologists and adjunct (researcher, corporate) members.</p> <p>* This category is not eligible to register a spouse/guest along with registration. ++ This category of registration will not be issued an ExpoCard with registration. ** This category is not eligible to register office staff/RN along with registration. # This category is not eligible to register for the Derm Exam Prep Course: Refresher. + Only dermatologists in this category may register office staff/RN along with registration.</p>				

SESSION CATEGORIES, ACCESS, AND FEES

The chart below details session types offered at the meeting as well as session fees where applicable. Registrants should register for specific sessions requiring tickets when completing online registration. See p.24 for details on distribution of tickets and other meeting materials. Please refer to category listing for session access.

SESSION TYPE	SESSION DESCRIPTION	TICKET REQUIRED	TUITION FEE		
			Members and PAs/NPs	Non-members and office staff/RNs	Medical students residents
Half-day courses**		Y	\$45	\$130	\$35
Derm Exam Prep Course: Refresher**	This course is targeted at the Board Certified Dermatologist preparing for the American Board of Dermatology (ABD) Maintenance of Certification in Dermatology (MOC) exam. Dermatology residents preparing for their Board exam may also benefit, but this course is not designed as prep for initial board certification.	Y	\$330	N/A	\$165
Live demonstration**	Interactive session presenting live demonstrations of botulinum toxin and soft tissue filler injections; open to dermatologists and adjunct (research/corporate) members only.	Y	\$110	\$430	\$70
Restricted symposia++	Sessions comprised of individual presentations focused on a specific subject; open to dermatologists and adjunct (research/corporate) members only.	N	No fee	No fee	No fee
Non-restricted symposia++	Sessions comprised of individual presentations focused on a specific subject.	N	No fee	No fee	No fee
Workshops**	Sessions emphasizing clinical care, and technical skills.	Y	\$50	\$150	\$40
Forums++	Sessions exploring a single subject.	N	No fee	No fee	No fee
Focus sessions++	Sessions with an emphasis on discussion and participant interaction.	N	No fee	No fee	No fee

++ Seats for sessions that do not require a ticket or a fee will be available on a first-come first-served basis for eligible categories.

** Attendees of sessions with a fee must have a ticket for admittance.



GENERAL INFORMATION

CANCELLATIONS

GENERAL REGISTRATION

Registrants who wish to cancel all of their general registration should send a notification of cancellation via one of the following methods:

Email: aad@experient-inc.com
Fax: (847) 996-5401 or (800) 521-6017

The following policies apply to cancellations:

Deadline:	12 p.m. (CT), Wednesday, July 24, 2013; no refund will be given for cancellations received after this date. No exceptions will be made.
Fees:	\$75 (fee will be deducted from refund amount); \$25 (fee will be deducted from all spouse/guest and medical student refunds)
Processing:	Cancellations received by 12 p.m. (CT), Wednesday, July 24, 2013, will be processed and refunds issued prior to the meeting. Tickets returned on site will be processed and refunds issued four to six weeks after the meeting.
No-shows:	No-shows are considered to have missed the Wednesday, July 24, 2013, deadline and are not eligible for a refund.
On-site:	No refunds will be issued for on-site registration.
Name change:	Registration is non-transferable. If you cannot attend the meeting, you must submit a cancellation; you may not change the name on your registration.

SESSION TICKETS CANCELLATIONS/MODIFICATIONS

To modify/cancel your session ticket selections refer to the Confirmations and Changes section on page 21.

Individuals registered by July 8, 2013, at 12 p.m. (CT) will be mailed their materials prior to the meeting. Ticketed event modifications/cancellations for these individuals will only be accepted until Monday, July 8, 2013, at 12 p.m. (CT). After this date and time, ticket modifications/cancellations will need to be made on site at the meeting.

On-site – Session tickets must be returned/exchanged prior to the start time of the session in order for a refund to be issued. Session tickets can be returned/exchanged at On-site Registration. Refunds will not be issued for late arrival or for non-attendance.

HOTEL CANCELLATIONS

See the Hotel Information section on page 25 and 26.

MEETING MATERIALS

BADGES, TICKETS, VOUCHERS

EARLY REGISTRANTS [BY JULY 8, 2013, AT 12 P.M. (CT)]

All individuals who complete registration by 12 p.m. (CT), on Monday, July 8, 2013, will receive their badges, tickets, and attendance verification/meeting bag voucher by mail. Registration packets will be sent by U.S. mail to U.S. registrants, and via special courier service to Canadian and International registrants starting July 9 continuing until July 19, 2013. Materials will be mailed to the address listed on your registration record, which will also be listed on your ExpoCard.

If for some reason you do not receive your packet prior to the meeting, a new set of materials can be picked up on site.

REGISTRANTS WHO REGISTER AFTER MONDAY, JULY 8, 2013, AT 12 P.M. (CT) will need to pick up badges, tickets, and vouchers on site. See page 27 for location and times.

CORRECTIONS

Upon receipt, please review materials for accuracy. If a discrepancy or error is found, send an email to aad@experient-inc.com by 12 p.m. (CT), Wednesday, July 24, 2013, with the following information:

- Full name
- Registration confirmation number
- Error or discrepancy found

The AAD will make every attempt to make corrections received by the deadline prior to the start of the meeting. Corrected badges/tickets must be picked up on site. Corrections received after the deadline must be made on site.

ATTENDANCE VERIFICATION, MEETING BAGS, OTHER MATERIALS

Those who registered during early registration and received their meeting packet may redeem their attendance verification/meeting bag voucher and other materials on site at the Attendance Verification/Meeting Bag Pick-up Counter. (See page 27 for location and times.)

GENERAL INFORMATION



For the latest Program Book information please refer to www.aad.org.

BADGE IDENTIFICATION

Registration categories will be indicated by badge color as described below. Specific categories will appear in bold at the bottom of each badge.

BADGE TYPE	
BLUE MEDICAL PERSONNEL	Physician members, life members, honorary members, graduate members, residents, medical fellows, physician assistants, nurse practitioners, medical students, non-member physicians
YELLOW ALLIED HEALTH PERSONNEL	Adjunct members and non-member non-physicians
PURPLE ALLIED HEALTH PERSONNEL	Office staff/RN
GREEN	Spouses/guests (Badge will not be issued to children under 16 years)
RED	Exhibitors
BEIGE	Press
ORANGE	AAD staff

Separate registration counters will be set up according to the registration categories listed above. Please utilize the appropriate counter based on your registration type.

LETTERS OF INVITATION

For international registrants that require a Letter of Invitation, you will need to first complete your registration. Upon completion of your registration, the online registration system will automatically generate and email your Letter of Invitation for printing. You will receive your letter via email to the email address provided during registration.

Letters of Invitation for spouse/guest registrants will only be provided if the accompanying individual has a completed meeting registration.

Due to security concerns, letters will only be issued to registrants who have completed their registration by July 24, 2013, at 12 p.m. (CT).

CERTIFICATE OF MEETING ATTENDANCE

All registrants may print out a Certificate of Meeting Attendance on site with the exception of the Spouse/Guest and Exhibitor categories. To do so please go to the on-site registration area.

Certificate of Meeting Attendance Stations will be available beginning Friday, August 2 and will close on Sunday, August 4 at 12 p.m. (ET).

If you require a print out of your certificate after the meeting has ended, please click on the Certificate of Meeting Attendance link under the summer meeting information at www.aad.org. You will need your confirmation number to retrieve your certificate.

HOTEL INFORMATION

HOTEL ACCOMMODATIONS AND RESERVATIONS

Guest rooms are being held for meeting registrants at the New York Hilton Midtown (formerly Hilton New York), Sheraton New York Times Square Hotel, and The London Hotel, at AAD discounted meeting rates for those booking through the AAD Housing Office. For more information on the official AAD hotels and a map of their locations, see the AAD website at www.aad.org/meetings-and-events/2013-summer-meeting.

Hotel reservations must be made in conjunction with registration for the meeting.

Availability cannot be guaranteed for reservations received after the housing deadline of July 8, 2013, at 12 p.m. (CT).

Depending on demand, additional hotels may be added and information is subject to change at any time.

NEW THIS YEAR! NEW HOTEL GUARANTEE, CANCELLATION & CHANGE POLICIES

HOTEL RESERVATION GUARANTEE POLICY

Reservations must be guaranteed with a credit card. The credit card expiration date must be later than August 31, 2013. The card provided will be charged a one (1) night's room and current sales tax deposit the week of July 8, 2013.

HOTEL RESERVATION CANCELLATIONS

All cancellations must be made in writing:

Send a letter of cancellation to:

Email: aad@experient-inc.com or

Fax to AAD

Housing Office: (800) 521-6017 or (847) 996-5401

CANCELLATION POLICY:

Before, Monday, July 8, 2013, 12 p.m. (CT), a \$100 per reservation cancellation fee will be processed to the credit card listed for your guarantee. This fee is applicable regardless of cancellation reason or method.

After Monday, July 8, 2013, 12 p.m. (CT), one (1) night room & current sales tax per reservation will be processed to the credit card listed for your guarantee (see Hotel Reservation Guarantee Policy above). This deposit is non-refundable.

Starting Friday, July 12, 2013, you may contact the hotel directly for changes and cancellations. Deposits are non-refundable at this time.

Failure to show on day of anticipated arrival

Failure to check in on the scheduled date of arrival will result in a "no-show fee" of one (1) night's room & current sales tax and cancellation of the reservation.

HOTEL RESERVATION CHANGES

Prior to July 8, 2013, 12 p.m. (CT)

Changes can be made online by clicking the link provided in the "Change" section of your confirmation letter or the "Already Registered" section of the registration website.



GENERAL INFORMATION

HOTEL RESERVATION CHANGES (continued)

Between July 8, 2013, and July 12, 2013

Reservations are being transmitted to the hotels. No changes or cancellations to hotel reservations will be accepted during this time period.

Starting July 12, 2013, until check-in

Changes need to be made directly with the hotel.

Arrival or departure date changes will be accepted until hotel check-in date and are based on hotel availability.

Switching hotels after July 12 will result in the loss of the one (1) night room & current sales tax deposit.

TRAVEL INFORMATION

AIR TRAVEL

The following discounts and services have been negotiated for registrants traveling to the meeting:

Association Travel Concepts

Registrants may book online, by phone, or email with the AAD's official travel agency, Association Travel Concepts.

Online:	www.atcmeetings.com/aad New Users click "Create a New Account" to get started.
Email:	reservations@atcmeetings.com
Phone:	(800) 458-9383
Hours:	Monday – Friday, 7:30 a.m. to 6 p.m. (CT)
Booking fees:	online: \$10 • email: \$35 • phone: \$35 (Fees apply to ticketed reservations)

- Up to 5 percent off applicable classes of service for United Airlines tickets purchased more than 30 days prior to the meeting. Restrictions apply.
- 5 percent off applicable classes of service for American Airlines, and Delta Airlines tickets purchased prior to the meeting.
- Personalized services.
- Low fare options.
- Advanced seat assignment and special meal requests.
- Frequent flyer program updates.

The above discounts apply for flights between July 28 – August 7, 2013, to or from John F. Kennedy or LaGuardia Airports. Additional services are available through Association Travel Concepts when booking online, including airport parking, event tickets, dining reservations, mobile device alerts, personal profile, 24/7 online access, powerful search options, hold trips, and low fare search options.

United, American, and Delta Airlines

You may also book through your own agency or contact the airlines directly. Refer to the ID numbers indicated below to receive applicable discounts.

United Airlines: (800) 521-4041 • ID: ZNPK548694
American Airlines: (800) 433-1790 • ID: 7573DR
Delta Airlines: (800) 328-1111 • ID: NMEXR

CAR RENTAL

Discounts on vehicle rentals with Avis and Hertz are available to meeting registrants.

Avis

Contact Avis directly and provide the Avis World Wide discount number A723900 when making your reservation. Reservations may be made on the Web or by phone.

Website: www.avis.com
Phone: (800) 831-8000 (U.S.)
(800) 879-2847 (Canada)

(Those outside the U.S. and Canada should contact their local Avis office.)

Hertz

Contact Hertz directly and provide the discount code 0010533 when making your reservation or submit a coupon or promotional coupon number. Reservations may be made on the Web or by phone.

Website: www.hertz.com
Phone: (800) 654-2210 (U.S.)
(800) 263-0600 (Canada)

(Those outside the U.S. and Canada should contact their local Hertz office.)

CHARITABLE CONTRIBUTIONS

You can make a tax-deductible contribution to the programs below when you register for the meeting.

AAD CAMP DISCOVERY ENDOWMENT

Commemorate 20 years of AAD Camp Discovery with a gift to help send more kids to Camp! Now with six weeks of camp at five locations, more than 350 children with chronic skin conditions will experience all the fun, friendship, and adventure that summer camp offers.

SPOT SKIN CANCER™ PREVENT. DETECT. LIVE.

Save lives with a donation to SPOT Skin Cancer™! Free skin cancer screenings, shade structure grants, and public awareness and education programs are just some of the ways the Academy encourages behavior change in pursuit of our vision — a world free of skin cancer.



For the latest Program Book information please refer to www.aad.org.

ON-SITE SERVICES AND EXHIBITS

ACADEMY OFFICES/EXHIBITS

All locations are at the New York Hilton Midtown (formerly Hilton New York).

AAD Resource Center.....	Booth 906
Attendance Verification/Meeting Bag Pick-up	3rd Floor Promenade
Board of Directors' Office.....	Harlem Suite
Business Center.....	2nd Floor
Convention Office.....	Gramercy Suite AB
Mingle Zone/Cyber Center	2nd Floor Promenade & Americas Hall II
Poster Exhibits	3rd Floor Promenade
Registration	2nd Floor Promenade
Press Office/Registration.....	Bryant Suite
Speaker Ready Room	Murray Hill Suite A
Technical Exhibits.....	Rhineland Gallery & Americas Halls I & II

REGISTRATION SERVICES

ON-SITE REGISTRATION: 2ND FLOOR PROMENADE

On-site Registration will open on Wednesday, July 31, at 12 p.m. (ET). Previously purchased tickets can be returned here, and tickets for available sessions may also be purchased here.

A photo ID is required to obtain registration materials. Each individual is permitted to pick up ONLY his or her own materials, with the exception of the spouse/guest badge.

On-site Registration will be open during the following times:

Wednesday, July 31	12 p.m. – 6 p.m.
Thursday, August 1	7 a.m. – 5 p.m.
Friday, August 2	7 a.m. – 6 p.m.
Saturday, August 3	7 a.m. – 5 p.m.
Sunday, August 4	7 a.m. – 12 p.m.

On-site registration fees may be paid by credit card (Visa, Mastercard, or American Express), cash, or by a check drawn on a U.S. bank in U.S. dollars. Checks should be made payable to AAD Housing and Registration.

ATTENDANCE VERIFICATION/MEETING BAG PICK-UP COUNTER: 3RD FLOOR PROMENADE

All registrants should redeem their attendance verification/meeting bag voucher to obtain their meeting bag along with any updated meeting materials. **Voucher must be redeemed to claim CME for the meeting.**

The Attendance Verification/Meeting Bag Pickup Counter will be open during the following times:

Wednesday, July 31	12 p.m. – 6 p.m.
Thursday, August 1	7 a.m. – 5 p.m.

Beginning Friday, August 2 please see one of the clerks at On-site Registration to redeem your voucher.

Friday, August 2	7 a.m. – 6 p.m.
Saturday, August 3	7 a.m. – 5 p.m.
Sunday, August 4	7 a.m. – 12 p.m.

PRESS REGISTRATION

Press may register to attend the 2013 Summer Academy Meeting in advance or on site at the New York Hilton Midtown (formerly Hilton New York). Please email questions to mediarelations@aad.org.



GENERAL INFORMATION

EXHIBITS

TECHNICAL EXHIBITS:

RHINELANDER GALLERY & AMERICAS HALLS I & II

The Technical Exhibit Hall will be open during the following times:

Friday, August 2 10 a.m. – 6 p.m.
Reception 5 p.m. – 6 p.m.
Unopposed Exhibit Hours 12 p.m. – 1 p.m.

Saturday, August 3 10 a.m. – 5 p.m.
Unopposed Exhibit Hours 12 p.m. – 1 p.m.

Infants and children under age 16 will not be admitted to the Technical Exhibit Hall. This policy was created for the safety of the children of Academy members and guests. Your compliance is appreciated.

AAD RESOURCE CENTER: BOOTH 906

The AAD Resource Center contains information on Academy membership as well as applications and information on Academy services and products. Staff will be available during regular exhibit hours to answer questions.

ELECTRONIC POSTER EXHIBITS/POSTER PRESENTATIONS: 3RD FLOOR PROMENADE

Electronic Poster Exhibits viewing stations will be open during the following times:

Thursday, August 1 7 a.m. – 6 p.m.
Friday, August 2 7 a.m. – 6 p.m.
Saturday, August 3 7 a.m. – 5 p.m.

Poster authors will conduct brief presentations of their electronic posters at the Poster Presentation Centers during the meeting. A full schedule of presentations will be available on the meeting website at www.aad.org in June, and posted on site at the meeting.

A full listing of the posters and schedule of presentations will be available on the meeting website at www.aad.org in May and posted on site at the meeting.

AAD COMMITTEE MEETINGS, ANCILLARY GROUPS & REUNIONS

Listings for all AAD Committee Meetings, Ancillary Group events and Reunions will now be listed on the AAD website (www.aad.org) and in the Onsite Program Book distributed at the meeting. Meeting dates/times do change frequently so be sure to verify the date/time of your meeting prior to arrival at the meeting. The online listing will be updated regularly as we receive changes.

OTHER SERVICES

EVALUATION AND CME VERIFICATION

The overall evaluation form and CME credit reporting form will be provided in the registration bag distributed on site.

Only those who have redeemed their Attendance Verification/ Meeting Bag voucher are eligible to claim CME credit.

SPEAKER READY ROOM: MURRAY HILL SUITE A

The Speaker Ready Room will be open during the following times:

Wednesday, July 31 12 p.m. – 6 p.m.
Thursday, August 1 6:30 a.m. – 5:30 p.m.
Friday, August 2 6:30 a.m. – 5:30 p.m.
Saturday, August 3 6:30 a.m. – 5:30 p.m.
Sunday, August 4 6:30 a.m. – 12 p.m.

MOBILITY SERVICE

Twenty-four hour mobility service is available by contacting ScootAround, Inc.

Toll-free phone: (888) 441-7575
Email: info@scootaround.com
Fax: (204) 478-1172

Mobility service during official meeting hours is available.

Should your needs require mobility service strictly during official meeting hours, you may reserve a scooter through the Academy, free of charge. To do so, check the "ADA Mobile" box under the Personal Information page of your online registration. An AAD staff member will follow up with you to confirm your request. **You will be required to pick up and drop off your scooter in the AAD Convention Office each meeting day.**

TOURS

The concierge at your hotel can assist with arrangements for sightseeing tours. Should you require tour information after you have arrived at the hotel, the Concierge Desk can be reached from any house phone or sleeping room. The Academy has no control over and assumes no responsibility for the tours that are provided by independent tour operators. This information is provided solely to assist 2013 meeting participants.

CHILD CARE SERVICES

Contact the Concierge Desk at your hotel to arrange for child care services. Arrangements should be made as early as possible prior to your anticipated arrival. The Academy has no control over and assumes no responsibility for the care provided through the hotels. This information is provided solely as a service to help registrants identify possible resources for child care services.

MEETING HANDOUTS

Meeting handouts will be available on the Academy's website at www.aad.org/meetings-and-events/2013-summer-meeting. Handouts will not be distributed on site via DVD.

QUESTIONS?

For further information, please contact the AAD by phone at (866) 503-7546 or email mrc@aad.org.

OFFICIAL LANGUAGE

The official language of the Summer Academy Meeting is English.

MEETING ROOM LOCATIONS

Please refer to the searchable program book on the AAD website www.aad.org for the meeting room locations. Please note these are subject to change, for final room locations refer to the on-site program book, pocket guide and program updates which will be available to all registrants at the meeting.

SCIENTIFIC SESSIONS / SPEAKER AND SCHEDULE INFORMATION

Please refer to the searchable program book on the AAD website www.aad.org for speaker and schedule information.



For the latest Program Book information please refer to www.aad.org.

REGISTRATION

If you are a Fellow, Associate, or Affiliate DO approved member of the AAD who practices in the U.S. you will now have the opportunity to include your Personal 10-digit NPI (National Provider Identifier) number on your expocard for the meeting.

The NPI number is a 10-digit unique identifier used in health care transactions. Medical device and pharmaceutical companies are required by the Sunshine Act provision of the Patient Protection and Affordable Care Act to collect this number.

If you have already provided your Personal NPI number to the AAD this information will automatically appear for you during the online registration process. If you have not supplied this number to the AAD you will have the opportunity to add it to your personal information when you register. This number will then appear on your Expocard to assist you and the exhibitors in the Exhibit Hall.

All NPI numbers are public information; a searchable registry is available at <https://nppes.cms.hhs.gov/NPPES/NPIRegistryHome.do>

More information about the NPI is available from the Centers for Medicare and Medicaid Services at www.cms.gov/NationalProvidentStand


HOTEL GUARANTEE/ CANCELLATION POLICIES

Hotel guarantee and cancellation policies have changed. Please see page 25 of the program book or online registration and housing system for details.

SCIENTIFIC SESSIONS / SPEAKER AND SCHEDULE INFORMATION

Please refer to the searchable program book on the AAD website www.aad.org for meeting room locations, speaker and schedule information. See page 28 for more information.

A Guide to HIPAA and HITECH for Dermatology Coming Soon!



Ensure your practice is compliant with the final HIPAA regulations aimed at strengthening privacy and security protections of health information.

Compliance deadline is September 23, 2013.

Pre-order your copy today and save-mention promo code **SAPBI3HIP**

Pre-order by calling the MRC at
(866) 503-SKIN (7546)



Copyright © 2013 American Academy of Dermatology. All rights reserved.

Mark Your Calendars...

2014 AAD Meetings



72nd ANNUAL MEETING

Denver, Colo. • March 21 – 25, 2014

Join us as we head to Denver for an unparalleled educational experience at the AAD's 72nd Annual Meeting.

Take advantage of more than 375 educational sessions covering the depth and breadth of dermatology, the high-energy exhibit hall showcasing the latest products and services, and the abundance of networking opportunities for dermatologists and industry to meet face to face.

We can't wait to see you in Denver!



SUMMER ACADEMY MEETING 2014

Chicago, Ill. • August 6 – 10, 2014

With a great line-up of exciting educational sessions to choose from, the Summer Academy Meeting in Chicago is the perfect addition to your summer travels.

Experience for yourself the intimate setting of the Summer Academy Meeting that members rave about!



Visit www.aad.org/meetings
for more information.



For the latest Program Book information please refer to www.aad.org.

FOCUS SESSIONS 7:30 a.m. to 9 a.m.

Open admission to eligible categories,* no tuition or ticket

U001

Update on Onychomycosis

Director: Aditya K. Gupta, MD, PhD

Learning Objectives

Following this session, the attendee should be able to:

1. Recognize the pros and cons of the different methods for diagnosing onychomycosis.
2. Evaluate the agents and devices available to treat onychomycosis.
3. Identify the strategies used to prevent reinfection of onychomycosis.

1.50 Category 1 CME Credits

U002

Patch Test Allergens 101: A Detective's Toolkit

Director: Matthew R. Hall, MD

Learning Objectives

Following this session, the attendee should be able to:

1. Recognize when patch testing is indicated.
2. Summarize how patch testing is performed.

1.50 Category 1 CME Credits

U003 

Improving Patient Compliance and Outcomes

Director: Steven R. Feldman, MD, PhD

Learning Objectives

Following this session, the attendee should be able to:

1. Describe typical patterns of how patients use their medications.
2. List interventions to improve patients' adherence behavior.

1.50 Category 1 CME Credits

U004 

Navigating Office Politics: Private Practice, Academics, and Everything in Between

Director: Seemal Desai, MD

Co-Director: Neal Bhatia, MD

Learning Objectives

Following this session, the attendee should be able to:

1. Identify skill sets for understanding and navigating organizations.
2. Recognize the importance of establishing and maintaining collaborative relationships.
3. Utilize those relationships to build alliances throughout the organization.

1.50 Category 1 CME Credits

SYMPOSIA 9 a.m. to 12 p.m.

Open admission to eligible categories,* no tuition or ticket

S001

EADV/AAD Joint Symposium

Director: Henry W. Lim, MD

Co-Director: Luca Borradori, MD

Invited Speakers

Giuseppe Argenziano, MD	Bernard Jean Cribier, MD, PhD
Leena Bruckner-Tuderman, MD	Michel Janier, MD
David Eric Cohen, MD	Elise Olsen, MD

Learning Objectives

Following this session, the attendee should be able to:

1. Effectively diagnose and manage panniculitis, alopecia, and syphilis.
2. Apply dermoscopy into your practice.
3. Evaluate patients with contact dermatitis and hereditary bullous diseases more effectively.

Description

This session is designed to increase the familiarity and expertise of the practicing dermatologists on the following topics: hereditary bullous diseases, panniculitis, hair loss in women, syphilis, contact dermatitis, and dermatoscopy. Speakers from Europe and the U.S., are selected based on their expertise on the topics.

3.00 Category 1 CME Credits

Schedule

9:00 a.m. Introduction / *Dr. Lim and Dr. Borradori*
 9:05 a.m. Hereditary Bullous Skin Diseases: From the Clinic to the Bench / *Dr. Bruckner-Tuderman*
 9:30 a.m. Diagnostic Approach of Panniculitis: Do Not Be Afraid! / *Dr. Cribier*
 10:00 a.m. Hair Loss in Women: Evaluation and Management / *Dr. Olsen*
 10:30 a.m. Syphilis: Clinical Spectrum and Practical Management / *Dr. Janier*
 11:00 a.m. What's Hot in Contact Dermatitis? / *Dr. Cohen*
 11:30 a.m. Dermoscopy: Tips for Practicing Clinicians / *Dr. Argenziano*

S002

Nail Disorders: Define Better Options for Diagnosis and Treatment of Onychodystrophies

Director: Richard K. Scher, MD

Learning Objectives

Following this session, the attendee should be able to:

1. Acquire more advanced nail surgical skills.
2. Describe the latest diagnostic techniques in nail dystrophy.
3. Recognize side effects of therapeutics on the nail unit.

3.00 Category 1 CME Credits

* For a description of session categories, access, and fees, see page 22-23.



FORUMS 10 a.m. to 12 p.m.

Open admission to eligible categories,* no tuition or ticket

F001

Managing Group Dynamics, Part I: Dream Team or "I Want to Scream Team"

Director: Tammie C. Ferringer, MD

Co-Director: Diane Romayne Baker, MD

Learning Objectives

Following this session, the attendee should be able to:

1. Assess the dynamic of any group.
 2. Develop strategies to respond to groups at different stages.
- 2.00 Category 1 CME Credits

F002

Oral Disease

Director: Ginat W. Mirowski, MD, DMD

Learning Objectives

Following this session, the attendee should be able to:

1. Assess the various presentations of common erosive/ulcerative oral conditions.
 2. Evaluate and treat conditions of the tongue.
 3. Distinguish between the various presentations of challenging mucosal conditions.
- 2.00 Category 1 CME Credits

F003

Developing Speaker Skills — Faculty Development

Director: Kelly M. Cordoro, MD

Co-Directors: Iiona J. Frieden, MD; Kanade Shinkai, MD

Learning Objectives

Following this session, the attendee should be able to:

1. Conceptually plan a talk using current and effective educational concepts and approaches.
 2. Create slides that maximally enhance your presentation.
 3. Deliver an effective talk to a medical audience by optimally presenting yourself and your content.
- 2.00 Category 1 CME Credits

F004

Alopecia and Hair Loss

Director: Paradi Mirmirani, MD

Learning Objectives

Following this session, the attendee should be able to:

1. Diagnose and treat patients with common hair disorders in a time-efficient manner.
 2. Develop techniques to effectively counsel patients with hair disorders.
- 2.00 Category 1 CME Credits

F005

EHR Physician Demonstration

Director: Mark D. Kaufmann, MD

Learning Objectives

Following this session, the attendee should be able to:

1. Assess how other dermatologists in various practice settings successfully adopted EHR systems.
 2. Implement an EHR utilizing best practices.
 3. Analyze how meaningful use will affect dermatology practices.
- No CME Credit



Restricted Session open to dermatologist and adjunct (researcher, corporate) member. A ticket is required for admittance for workshops and courses



Practice Management Session open to eligible office staff/registered nurses



Patient Safety Session



Audience Response System Session



This activity has been approved by the ABD to satisfy component 2 of MOC



Leadership Institute — addresses leadership competencies specific to dermatologists



Health Information Technology Session



Evidence-Based Practice Session



For the latest Program Book information please refer to www.aad.org.

WORKSHOP 10 a.m. to 12 p.m.

Tuition fee and ticket required for admission

W001

MOC Self-Assessment: Acne, Psoriasis, Eczema, and Inflammatory Dermatoses

Director: Joslyn S. Kirby, MD

Invited Speakers

Mark Lebwohl, MD

Misha Rosenbach, MD

Christen M. Mowad, MD

Joshua Zeichner, MD

Learning Objectives

Following this session, the attendee should be able to:

1. Identify the strengths and weaknesses in one's dermatology knowledge as it pertains to acne, psoriasis, eczema, and inflammatory dermatoses and to make improvements as needed.
2. Demonstrate a commitment to lifelong learning and self-assessment via completion of 25 questions and answers.

Description

This session presents 25 case-based ABD approved questions which apply towards MOC Component 2 self-assessment requirements. Answers are recorded via an electronic Audience Response System (ARS), followed by discussion of the case. Immediate, anonymous feedback allows attendees to assess their knowledge and identify areas that require further self-directed study. In order to fully participate, it is imperative that participants arrive on time. The faculty will cover several subjects including acne, psoriasis, eczema, and various inflammatory dermatoses. The attendee will be able to assess his/her level of understanding and have immediate feedback in order to identify any areas for further self-directed study.

2.00 Category 1 CME Credits



This live self-assessment activity has been approved by the American Board of Dermatology for 25 MOC Self-Assessment Points. For more information about the MOC requirements, please visit the American Board of Dermatology website at www.abderm.org.

Self-assessment questions utilized in this session are the same as in previous years. Physicians should not claim CME/MOC credit for attending this session if they attended this session before.

FOCUS SESSIONS 1 p.m. to 2:30 p.m.

Open admission to eligible categories,* no tuition or ticket

U005 Skin of Color

Director: Roopal Vashi Kundu, MD

Learning Objectives

Following this session, the attendee should be able to:

1. Recognize common and unique skin and hair conditions in skin of color patients.
2. Manage skin of color patients using safe and effective treatments.
3. Demonstrate cultural competence when encountering skin of color patients.

1.50 Category 1 CME Credits

U006

Making Your Office Great — And You Happier

Director: Charles N. Ellis, MD

Learning Objectives

Following this session, the attendee should be able to:

1. Recognize how service excellence (customer service) represents quality in medicine and turns a good office into a great one.
2. Evaluate service in the office setting.
3. Implement great service in dermatology offices for doctor, staff, and patient satisfaction.

1.50 Category 1 CME Credits

U007 Psoriasis Therapy in the Age of Biologics

Director: Robert E. Kalb, MD

Learning Objectives

Following this session, the attendee should be able to:

1. Summarize the most recent data regarding the practical use of available treatments of moderate to severe psoriasis.
2. Identify specific measures/useful tips that will allow the clinician to enhance patient outcomes.
3. Recognize situations where individual therapies may have advantages.

1.50 Category 1 CME Credits



FOCUS SESSIONS 1 p.m. to 2:30 p.m.

Open admission to eligible categories,* no tuition or ticket

U008

Case-Based Vignettes to Make Your Surgical Complications Less Complicated

Director: Yaohui Gloria Xu, MD

Learning Objectives

Following this session, the attendee should be able to:

1. Recognize various common and uncommon surgical complications.
2. Identify preventable causes to potentially reduce surgical complications.
3. Determine how to manage various surgical complications with confidence.

1.50 Category 1 CME Credits

U009

Chronic Cutaneous Ulcers in Adults and Children

Director: Alina G. Bridges, DO

Learning Objectives

Following this session, the attendee should be able to:

1. Recognize the various clinical and histopathological presentations that can develop ulcers or are associated with the development of ulcers.
2. Determine appropriate studies to assess for underlying skin diseases that can develop ulcers or are associated with the development of ulcers.
3. Develop a treatment plan for patients with diseases that can develop ulcers or are associated with the development of ulcers.

1.50 Category 1 CME Credits

SYMPOSIUM 2 p.m. to 5 p.m.

Open admission to eligible categories,* no tuition or ticket

S003

Update Platform: Medical Dermatology

Director: Jeffrey Phillip Callen, MD

Invited Speakers

Mark Lebwohl, MD

Misha Rosenbach, MD

Erik Joseph Stratman, MD

David A. Wetter, MD

John Joseph Zone, MD

Fiona O'Reilly Zwald, MD

Learning Objectives

Following this session, the attendee should be able to:

1. Recognize and diagnose some skin conditions that are associated with systemic disease.
2. Design an evaluation schema for patients with potential systemic manifestation of skin disease.
3. List the medical means of managing patients with skin disease.

Description

There are more systemic disease associations and medical means of treating skin disease than we have time to cover in a three-hour session. This year I have selected six topics that we will focus on which include some of our most common diseases (e.g. psoriasis and NMSC) to those that perplex us in terms of evaluation and management (e.g., sarcoidosis, vasculitis, and bullous diseases).

3.00 Category 1 CME Credits

References

1. Zone JJ: Taking responsibility for complex medical dermatology patient management. *Arch Dermatol.* 2011 Jul;147(7):850.
2. Wanat KA, Rosenbach M: Case series demonstrating improvement in chronic cutaneous sarcoidosis following treatment with TNF inhibitors. *Arch Dermatol.* 2012 Sep 1;148(9):1097-100.
3. Zwald FO, Brown M. Skin cancer in solid organ transplant recipients: advances in therapy and management: part II. Management of skin cancer in solid organ transplant recipients. *J Am Acad Dermatol.* 2011 Aug;65(2):263-79.

Schedule

- 2 p.m. Introduction / *Dr. Callen*
- 2:01 p.m. Sarcoidosis: A Practical Approach to Diagnosis, Evaluation and Management / *Dr. Rosenbach*
- 2:30 p.m. Psoriasis: Systemic Disease Associations and Newer Therapies and Their Impact on Psoriasis as Well as its Associated Systemic Diseases / *Dr. Lebwohl*
- 3 p.m. Cutaneous Vasculitis: A Practical Approach to the Diagnosis, Evaluation and Management / *Dr. Wetter*
- 3:30 p.m. Medical Management of Non-Melanoma Skin Cancer and Pre-Cancer / *Dr. Zwald*
- 4 p.m. Blistering Diseases: What's New About Diagnosis and Management? / *Dr. Zone*
- 4:30 p.m. What's New in the Medical Literature About the Interface of the Outside and Inside? / *Dr. Stratman*



For the latest Program Book information please refer to www.aad.org.

SYMPOSIA 2 p.m. to 5 p.m.

Open admission to eligible categories,* no tuition or ticket

S004 ▲ Minimizing Errors in the Detection, Diagnosis, and Treatment of Melanoma

Director: Christopher James Miller, MD

Learning Objectives

Following this session, the attendee should be able to:

1. Develop patient education and screening strategies that increase the likelihood for early detection of melanoma.
2. Minimize diagnostic errors that result from suboptimal biopsy methods and pathologic pitfalls.
3. Describe the advantages and disadvantages of various strategies for the staging and treatment of melanoma.

3.00 Category 1 CME Credits

S005 What's Hot in Dermatopathology

Director: Christine Ko, MD

Learning Objectives

Following this session, the attendee should be able to:

1. Discuss new developments in dermatopathology.
2. Identify new diagnostic techniques available in dermatopathology.
3. Review new literature with important implications in the practice of dermatopathology.

3.00 Category 1 CME Credits

COURSE 2 p.m. to 5 p.m.

Tuition fee and ticket required for admission

C001 ⓘ Live Demonstration: Botulinum Toxin and Fillers

Director: Ellen S. Marmur, MD

Invited Speakers

Daniel C. Baker, MD	David J. Goldberg, MD, JD
Sue Ellen Cox, MD	Elizabeth K. Hale, MD
Michael E. Eidelman, MD	Rosemarie Ingleton, MD
Ellen C. Gendler, MD	Kavita Mariwalla, MD
Roy G. Geronemus, MD	Susan H. Weinkle, MD
Gervaise I. Gerstner, MD	

Learning Objectives

Following this session, the attendee should be able to:

1. Recognize the various etiologies of rhytids in different facial compartments.
2. Select and formulate the appropriate aesthetic treatment plan with the neurotoxins for patients who present for improvement in facial appearance.
3. Identify and manage complications and adverse events of procedures involving botulinum toxin.

Description

There are multiple causes of facial wrinkles with a comparable number of treatment options. This course is designed for the advanced practitioner to review the underlying pathology of rhytids and distinguish the difference between static photo-damage, muscle hypertrophy, and subcutaneous tissue loss. The indications and technique for the safe administration of botulinum toxin for facial cosmesis will be addressed. The rationale and selection criteria for the use of all three of the commercially available toxins will be discussed. The session will include live patient demonstrations of toxins based on the didactic presentations. Audience participation and interaction will be encouraged and practical guidelines regarding toxins will be addressed by the panel.

3.00 Category 1 CME Credits

Schedule

- 2 p.m. Welcome and Introduction / *Dr. Marmur*
- 2:10 p.m. Rejuvenation of the Forehead / *Dr. Baker and Dr. Cox*
- 2:10 p.m. Rejuvenation of the Eyes / *Dr. Goldberg*
- 2:50 p.m. Rejuvenation of the Eyes / *Dr. Gerstner and Dr. Geronemus*
- 3:10 p.m. Rejuvenation of the Mid-Face and Mouth / *Dr. Ingleton and Dr. Weinkle*
- 3:30 p.m. Rejuvenation of the Jaw-Line and Neck / *Dr. Orentreich*
- 3:50 p.m. Injecting the Male Patient ("Botox") / *Dr. Eidelman*
- 4:10 p.m. Injecting the Young Patient (Age: ~30S) / *Dr. Hale and Dr. Mariwalla*
- 4:30 p.m. Injecting the Mature Patient (Age: ~80S-90S) / *Dr. Gendler*
- 4:50 p.m. Questions and Answers / *All faculty*



WORKSHOP 3 p.m. to 5 p.m.

Tuition fee and ticket required for admission

W002

MOC Self-Assessment: Pediatric Dermatology

Director: Teresa S. Wright, MD

Invited Speakers

Bernard Cohen, MD

Moise L. Levy, MD

Katherine B. Puttgen, MD

Learning Objectives

Following this session, the attendee should be able to:

1. Recognize important information about several of the genodermatoses.
2. Formulate better pediatric dermatology differential diagnoses.
3. Describe updates in management of infantile hemangiomas.

Description

This session presents 25 case-based ABD approved questions that apply towards MOC Component 2 self-assessment requirements. Answers are recorded via an electronic Audience Response System (ARS), followed by discussion of the case. Immediate, anonymous feedback allows attendees to assess their knowledge and identify areas that require further self-directed study. In order to fully participate, it is imperative that participants arrive on time. This session will review important basic and advanced pediatric dermatology diagnoses and management strategies. Discussion will include infections, infestations, infantile hemangiomas, general pediatric dermatology and genodermatoses.

2.00 Category 1 CME Credits



This live self-assessment activity has been approved by the American Board of Dermatology for 25 MOC Self-Assessment Points. For more information about the MOC requirements, please visit the American Board of Dermatology website at www.abderm.org.

Self-assessment questions utilized in this session are the same as in previous years. Physicians should not claim CME/MOC credit for attending this session if they attended this session before.

FORUMS 3 p.m. to 5 p.m.

Open admission to eligible categories,* no tuition or ticket

F006

Managing Group Dynamics, Part 2: Politics, People, and Performance in Organizations

Director: Diane Romayne Baker, MD

Co-Director: Tammie C. Ferringer, MD

Learning Objectives

Following this session, the attendee should be able to:

1. Recognize the inevitability of politics in organizations.
2. Analyze the politics of organizations you participate in and develop strategies to navigate and engage in politics to help achieve group goals.

2.00 Category 1 CME Credits

F007

Face to Face: Management of Facial Dermatoses

Director: Amber R. Atwater, MD

Learning Objectives

Following this session, the attendee should be able to:

1. Recognize unique and common presentations of facial dermatoses.
2. Develop management strategies for diverse facial dermatoses.

2.00 Category 1 CME Credits

F008

Using Technology to Improve Dermatology Access

Director: Jeffrey A. V. Benabio, MD

Learning Objectives

Following this session, the attendee should be able to:

1. Recognize technologies that can enable us to improve patient access to dermatology.
2. Choose innovations that you can apply in your practice to help patients access you.
3. Discuss technologies that leverage dermatology services to make us more efficient and affordable.

2.00 Category 1 CME Credits



For the latest Program Book information please refer to www.aad.org.

FOCUS SESSIONS 7:30 a.m. to 9 a.m.

Open admission to eligible categories,* no tuition or ticket

U010
**Optimizing Management of Melanoma:
 Recognizing and Responding to Common
 Dilemmas in Patient Care**

Director: Caroline C. Kim, MD

Learning Objectives

- Following this session, the attendee should be able to:
1. Summarize current information about medical professional liability claims related to errors in diagnosis of melanoma.
 2. Recognize challenging clinical scenarios in diagnosing melanoma and options for providing optimal patient care.
 3. Implement strategies in clinical practice to enhance the care of patients at risk for melanoma.
- 1.50 Category 1 CME Credits

U011 
Procedural Safety in Dermatology

Director: Joseph Sobanko, MD

Learning Objectives

- Following this session, the attendee should be able to:
1. Recognize the problem of occupational exposures within the field of medicine and those employees most susceptible to percutaneous injuries and mucocutaneous splashes.
 2. Identify the procedures and behaviors that place dermatologists at highest risk for occupational exposures.
 3. Apply strategies to implement in daily practice that will help eliminate the risk of occupational exposures.
- 1.50 Category 1 CME Credits

U012
The Interface of Skin and Psyche

Director: John Y. M. Koo, MD

Learning Objectives

- Following this session, the attendee should be able to:
1. Distinguish between different types of psychodermatological disorders.
 2. Optimally manage delusional patients.
 3. Use selected psychodermatological medications.
- 1.50 Category 1 CME Credits

U013
Skin, Hair, and Nail Care for the Dermatologist

Director: Zoe Diana Draelos, MD

Learning Objectives

- Following this session, the attendee should be able to:
1. Summarize new developments in cosmeceutical care for the skin, hair, and nails.
 2. Identify problems that can be corrected by proper skin, hair, and nail care regimens.
 3. Assess the value of skin, hair, and nail care formulations.
- 1.50 Category 1 CME Credits



Restricted Session open to dermatologist and adjunct (researcher, corporate) member. A ticket is required for admittance for workshops and courses



Practice Management Session open to eligible office staff/registered nurses



Patient Safety Session



Audience Response System Session



This activity has been approved by the ABD to satisfy component 2 of MOC



Leadership Institute — addresses leadership competencies specific to dermatologists



Health Information Technology Session



Evidence-Based Practice Session

* For a description of session categories, access and fees, see page 22-23.



PLENARY 9 a.m. to 12 p.m.

Open admission to eligible categories,* no tuition or ticket

2.50 Category 1 CME Credits

9 a.m. – Chair’s Welcome

Ilona J. Frieden, MD



*No CME Credits

9:05 a.m. – President’s Address

Dirk M. Elston, MD



*No CME Credits

9:20 a.m. – Everett C. Fox, MD, Memorial Lectureship

Mark Lebwohl, MD



Dermatology has been at the forefront of new drug development. From small molecules to biologic therapies, we have led the way to new treatments that impact not only skin disease, but also diseases like rheumatoid arthritis, inflammatory bowel disease, sarcoidosis, and cancer. Our main challenge: Who’ll pay for expensive new drugs?
0.50 Category 1 CME Credits

9:55 a.m. – Basepairs to Bedside: Genetics and Immunology of Alopecia Areata

Angela Christiano, PhD



Dr. Christiano’s laboratory identified the first set of susceptibility genes for alopecia areata, which provided insight into the immunopathogenesis of disease. These findings have led very rapidly into the initiation of clinical trials using drugs that were selected based on understanding the genetic basis of alopecia areata. This talk will provide an update on the genetics and immunology of alopecia areata, as well as an overview of ongoing clinical trials using targeted immunomodulatory therapies.
0.50 Category 1 CME Credits



For the latest Program Book information please refer to www.aad.org.

PLENARY 9 a.m. to 12 p.m.

Open admission to eligible categories,* no tuition or ticket
2.50 Category 1 CME Credits

10:20 a.m. – Recent Advances in Melanoma Screening and Therapy

Allan C. Halpern, MD



The past few years have been a very exciting time across the entire spectrum of melanoma. In this session, we will review recent trends in cancer screening and the very encouraging results of the population, wide screening for melanoma that is ongoing in Germany. We will also touch briefly on some of the new technologies being used to more accurately diagnose melanoma. Lastly, we will review the promising new approaches being developed for the treatment of advanced melanoma.

0.50 Category 1 CME Credits

10:45 a.m. – Accountable Care Organizations

Marta Jane Van Beek, MD, MPH



Whether we like it or not, there is tremendous societal and economic pressure to change the way we deliver health care in this country. Over the past three years, the number of Accountable Care Organizations serving both the private insurance and Medicare populations has drastically increased. Currently, over 50 percent of the U.S. population lives in an area served by an Accountable Care Organization (ACO). Outside of ACOs and other delivery reforms, both private and public payers intend to phase out fee-for-service reimbursement. As dermatologists, we need to demonstrate that we are integral to the total health of our patients. This lecture will discuss the logistics of ACOs and how the specialty of dermatology might integrate into this new form of health care delivery.

0.25 Category 1 CME Credits

11 a.m. – Tattoos and Piercings

Terrence A. Cronin Jr., MD



Decorating the skin has been a part of the human condition from before the time of recorded history. This overview will explore the history of skin adornments and their relation to dermatology, and enhance the dermatologist's perspective on sexuality, style, and the skin.

0.25 Category 1 CME Credits

11:15 a.m. – Guest Speaker

Danielle Ofri, MD, PhD, D.Litt (Hon), FACP



Tools of the Trade: Old and New Technologies in Medicine

Computers are ubiquitous in medicine and they impact every aspect of medicine. But computers are only one tool of medicine. There are myriad tools in the medical armamentarium — some ancient, some disarmingly simple, some impressively overwrought. With a backdrop of medical humanities, this lecture will attempt to place computers in the larger context of "tools of the trade," with a specific focus on the doctor-patient relationship.

0.50 Category 1 CME Credits

11:45 a.m. – Question and Answer

* For a description of session categories, access and fees, see page 22-23.



FOCUS SESSIONS 1 p.m. to 2:30 p.m.

Open admission to eligible categories,* no tuition or ticket

U014

Actinic Keratosis: Beyond Liquid Nitrogen

Director: Siegrid S. Yu, MD

Learning Objectives

Following this session, the attendee should be able to:

1. Outline therapeutic considerations when confronted with actinic keratoses.
2. Discuss various modalities for field treatment of actinic keratoses.
3. Design a therapeutic ladder and formulate combination treatment for more challenging cases.

1.50 Category 1 CME Credits

U015

Beyond Spaghetti and Meatballs: What's New on the Malassezia Menu

Director: Nikki A. Levin, MD, PhD

Learning Objectives

Following this session, the attendee should be able to:

1. Diagnose skin conditions caused by Malassezia (Pityrosporum) yeasts.
2. Discuss pathogenic strategies employed by Malassezia yeasts and host responses to them.
3. Choose appropriate treatments for Malassezia-related skin conditions, including tinea versicolor and Pityrosporum folliculitis.

1.50 Category 1 CME Credits

U016

Genodermatoses Update

Director: Jonathan A. Dyer, MD

Learning Objectives

Following this session, the attendee should be able to:

1. Describe new inherited skin diseases with relevance to the dermatologist.
2. Recognize recent advances in the treatment of important inherited skin diseases.
3. Discuss new molecular genetic testing methods revolutionizing the investigation of inherited skin diseases.

1.50 Category 1 CME Credits

U017

Skin and Gut: Epithelium, Inflammation, and Interaction

Director: Anna Haemel, MD

Learning Objectives

Following this session, the attendee should be able to:

1. Identify cutaneous markers of gastrointestinal diseases and initiate an appropriate workup.
2. Discuss what medications for acne and other skin disease are safe to prescribe for patients with inflammatory bowel disease.
3. Identify and treat the skin diseases associated with TNF inhibitor therapy for inflammatory bowel disease.

1.50 Category 1 CME Credits

U018

African American Hair Grooming Practices from Prevention to Management

Director: Yolanda M. Lenzy, MD

Learning Objectives

Following this session, the attendee should be able to:

1. Describe the role of hair grooming practices in the pathogenesis of the most common scalp disorders among African American women.
2. Identify disparities in delayed presentation of hair loss among African American women.
3. Develop an approach to managing hair loss and strategies for prevention by partnering with hair care professionals.

1.50 Category 1 CME Credits

**SYMPOSIUM** 2 p.m. to 4 p.m.

Open admission to eligible categories,* no tuition or ticket

S006**Update Platform: Cosmetic and Dermatologic Surgery****Director:** Murad Alam, MD**Invited Speakers**

Todd Cartee, MD	Arielle N. B. Kauvar, MD
Basil S. Cherpelis, MD	Neil S. Sadick, MD
Elizabeth K. Hale, MD	Chrysalynne Delling Schmults, MD

Learning Objectives

Following this session, the attendee should be able to:

1. Select appropriate surgical strategies for particular cosmetic and oncologic conditions.
2. Counsel patients regarding the benefits, risks, and alternatives associated with several advanced surgical procedures.
3. Predict and identify adverse events associated with surgical therapies.

Description

This session will update the general dermatologic surgeon on current surgical therapies and evolving surgical approaches to common cosmetic and oncologic concerns. Cosmetic topics will include fillers, injectables, energy devices, laser treatment of melasma, fat, cellulite, skin tightening, and treatment of leg veins. Oncologic topics will be surgical treatment of squamous cell carcinoma and melanoma. Medical decision-making, evidence-based strategies, practical considerations, surgical technique, selection of equipment, patient counseling, and avoidance and identification of adverse events will be reviewed. There will be an emphasis on clarifying controversial or confusing areas and highlighting new developments.

2.00 Category 1 CME Credits

Schedule

- 2 p.m. Update on Fillers/Injectables / *Dr. Hale*
- 2:17 p.m. Questions and Answers / *Dr. Hale*
- 2:20 p.m. Update on Lasers For Melasma / *Dr. Kauvar*
- 2:37 p.m. Questions and Answers / *Dr. Kauvar*
- 2:40 p.m. Update on Leg Veins / *Dr. Cartee*
- 2:57 p.m. Questions and Answers / *Dr. Cartee*
- 3 p.m. Update on Non-Ablative Skin Tightening / *Dr. Sadick*
- 3:17 p.m. Questions and Answers / *Dr. Sadick*
- 3:20 p.m. Update on Surgical Treatment of Squamous Cell Carcinoma / *Dr. Schmults*
- 3:37 p.m. Questions and Answers / *Dr. Schmults*
- 3:40 p.m. Update on Surgical Treatment of Melanoma by Mohs / *Dr. Cherpelis*
- 3:57 p.m. Questions and Answers / *Dr. Cherpelis*

SYMPOSIUM 2 p.m. to 5 p.m.

Open admission to eligible categories,* no tuition or ticket

S008**Acne, Rosacea, and Other Common Dermatoses: Can We Do Better?****Director:** Joshua Zeichner, MD**Co-Director:** James Q. Del Rosso, DO**Learning Objectives**

Following this session, the attendee should be able to:

1. Summarize current information on pathophysiology of acne, rosacea, and other common skin disorders that is relevant clinically to improvements in diagnosis and treatment.
 2. Discuss modern day challenges in reaching patients with accurate education, access to dermatologic care, and effective treatment, including better tools to optimize patient education, access, and outcomes.
 3. Describe specific approaches to patient management that incorporate optimal therapeutic approaches correlated with specific clinical scenarios.
- 3.00 Category 1 CME Credits

S009**What's Hot in Pediatric Dermatology****Director:** Nanette Blythe Silverberg, MD**Learning Objectives**

Following this session, the attendee should be able to:

1. Diagnose vascular birthmarks and apply new therapeutic agents.
 2. Select candidates for hormonal acne therapy.
 3. Counsel patients regarding newer trends in pediatric contact allergy.
- 3.00 Category 1 CME Credits



COURSE 2 p.m. to 5 p.m.

Tuition fee and ticket required for admission

C002

Live Demonstration: Neurotoxins and Soft Tissue Augmentation

Director: Heidi A. Waldorf, MD

Invited Speakers

Vivian Wasserteil Bucay, MD	Brooke A. Jackson, MD
Doris J. Day, MD	Michael Kane, MD
Lisa M. Donofrio, MD	Z. Paul Lorenc, MD
Jeanine B. Downie, MD	Neil S. Sadick, MD
Rebecca L. Fitzgerald, MD	Susan H. Weinkle, MD
Erin Gilbert, MD, PhD	

Learning Objectives

Following this session, the attendee should be able to:

1. Evaluate the aging face.
2. Develop a therapeutic rejuvenation plan utilizing a combination of neurotoxin and soft tissue fillers and biostimulators.
3. Avoid and manage complications.

Description

This session consists of live demonstrations of injectables for facial rejuvenation including neuromodulators and soft tissue fillers and biostimulators. During the demonstrations, the faculty will review patient evaluation, anatomic considerations, product selection, injection techniques and complications. Combination therapies to enhance outcomes will be discussed as well as novel injection devices.

3.00 Category 1 CME Credits

Schedule

- 2 p.m. Introduction / Dr. Waldorf
- 2:05 p.m. The Upper Face – The Glabella, Brow and Forehead / Dr. Fitzgerald and Dr. Kane
- 2:25 p.m. The Upper Face – The Temples / Dr. Day and Dr. Fitzgerald
- 2:45 p.m. The Mid Face – The Tear Trough / Dr. Waldorf and Dr. Donofrio
- 3:05 p.m. The Mid Face – Restoring Volume / Dr. Jackson and Dr. Lorenc
- 3:25 p.m. The Lower Face – The Perfect Lip / Dr. Donofrio and Dr. Gilbert
- 3:45 p.m. The Lower Face – Jowls, Jawline, and Neck / Dr. Lorenc and Dr. Sadick
- 4:05 p.m. Acne Scars / Dr. Downie and Dr. Sadick
- 4:25 p.m. The Hands / Dr. Downie and Dr. Weinkle
- 4:45 p.m. Questions and Answers / All faculty

WORKSHOP 3 p.m. to 5 p.m.

Tuition fee and ticket required for admission

W003

MOC Self-Assessment: Office-Based Safety

Director: Oliver J. Wisco, DO

Learning Objectives

Following this session, the attendee should be able to:

1. Identify strengths and weaknesses in one's knowledge of issues in patient safety that are relevant to the practice of dermatology.
2. Integrate and apply concepts in patient safety to improve dermatologic care.

Description

This session presents 25 case-based ABD approved questions that apply towards MOC Component 2 self-assessment requirements. Answers are recorded via an electronic Audience Response System (ARS), followed by discussion of the case. Immediate, anonymous feedback allows attendees to assess their knowledge and identify areas that require further self-directed study. In order to fully participate, it is imperative that participants arrive on time. Concepts in patient safety that are relevant for dermatologists will be highlighted. Safety issues important in procedural and medical dermatologic practice will be addressed in order to better care for our patients

2.00 Category 1 CME Credits



This live self-assessment activity has been approved by the American Board of Dermatology for 25 MOC Self-Assessment Points. For more information about the MOC requirements, please visit the American Board of Dermatology website at www.abderm.org.

Self-assessment questions utilized in this session are the same as in previous years. Physicians should not claim CME/MOC credit for attending this session if they attended this session before.



For the latest Program Book information please refer to www.aad.org.

WORKSHOP 3 p.m. to 5 p.m.

Tuition fee and ticket required for admission

W004

Translating Evidence into Practice: Primary Cutaneous Melanoma Guidelines

Director: Arthur Joel Sober, MD

Invited Speakers

Lyn M. Duncan, MD
Allan C. Halpern, MD

Timothy M. Johnson, MD
Darrell S. Rigel, MD

Learning Objectives

- Following this session, the attendee should be able to:
1. Discuss the recent changes in the AJCC melanoma staging system and their application to clinical practice.
 2. Apply the current evaluation and treatment guidelines for early stage melanoma to current practice.

Description

This session will provide an overview of current recommendations for evaluation and therapy of early stage (0-II) melanoma with specific attention to the recent AAD guidelines and melanoma updated staging from the AJCC, 7th edition.
2.00 Category 1 CME Credits

Schedule

- 3 p.m. Introduction / *Dr. Sober*
- 3:10 p.m. Pathology/Staging / *Dr. Duncan*
- 3:30 p.m. Work-up/Follow-up / *Dr. Halpern*
- 3:50 p.m. Biopsy Techniques and Primary Surgery / *Dr. Sober*
- 4:10 p.m. SLNB / *Dr. Johnson*
- 4:30 p.m. Alternative Therapies / *Dr. Rigel*
- 4:50 p.m. Panel Discussion / *All faculty*

FORUMS 3 p.m. to 5 p.m.

Open admission to eligible categories,* no tuition or ticket

F009

Case-Based Challenges for PA/NP's

Director: April W. Armstrong, MD, MPH

Learning Objectives

Following this session, the attendee should be able to:

1. Manage patients with moderate-to-severe psoriasis effectively.
2. Formulate algorithms for diagnosing and managing medically complex dermatology patients.
3. Identify clinical decision support systems to reduce medical errors.

2.00 Category 1 CME Credits

F010

Case-Based Controversies in Blistering Diseases

Director: Branka Marinovic, MD, PhD

Learning Objectives

Following this session, the attendee should be able to:

1. Determine which tests need to be ordered to diagnose blistering disease correctly.
2. Develop algorithms for how to treat AIBD patients.
3. Explain safety measures to patients to minimize complications.

2.00 Category 1 CME Credits



SYMPOSIUM 4 p.m. to 5 p.m.

Open admission to eligible categories,* no tuition or ticket

S007

Update Platform: Pediatrics

Director: Lawrence F. Eichenfield, MD

Invited Speakers

Ilona J. Frieden, MD

Andrew C. Krakowski, MD

Amy S. Paller, MD

Learning Objectives

Following this session, the attendee should be able to:

1. Improve ability to diagnose genetic disorders.
2. Examine appropriate management of hemangiomas.
3. Discuss evolving procedural dermatology practices in pediatrics.

Description

This session will stress new, evolving work on genetic diseases, hemangiomas and vascular lesions, and procedural pediatric dermatology. Topics will include: evolving information on mosaic disorders, genetic diagnosis, and targeted genetic therapy; Propranolol use, safety issues, and management guidelines; Laser techniques for pediatric scars.

1.00 Category 1 CME Credits

Schedule

4 p.m. Procedural Pediatric Derm Update / *Dr. Krakowski*

4:17 p.m. Genetic Disease Update / *Dr. Paller*

4:34 p.m. Hemangioma/Vascular Update / *Dr. Frieden*

Assess your Dermatologic Knowledge



Each contains:

- 25 case-based, self-assessment questions and discussions
- Links to verified resources
- A peer comparison function
- Print book with access to online format

These activities have been approved for *AMA PRA Category 1 Credit™*.

Choose from:

- Procedural & General
- Dermatopathology & General
- Medical & General
- General

Fulfills part of Component 2 of MOC.



To order, visit www.aad.org/store.
Use promo code **SAPB13DSAP**

Copyright © 2013 American Academy of Dermatology. All rights reserved.



For the latest Program Book information please refer to www.aad.org.

FOCUS SESSIONS 7:30 a.m. to 9 a.m.

Open admission to eligible categories,* no tuition or ticket

U019**Top Tips to be Tip Top with Your MOC**

Director: Erik Joseph Stratman, MD

Learning Objectives

Following this session, the attendee should be able to:

1. Perform the steps necessary to update your personal MOC table on the ABD Website.
2. Describe examples of projects and activities that would qualify you for MOC Credit.

1.50 Category 1 CME Credits

U020**Update in Molecular Diagnostic Tests in Dermatology and Dermatopathology**

Director: Pedram Gerami, MD

Learning Objectives

1. Discuss newly described low and high penetrant familial melanoma syndromes and their associations.
2. Identify key somatic mutations in melanoma and their therapeutic and prognostic significance.
3. Recognize new molecular diagnostic tests for dermatologists such as the tape stripping method.

1.50 Category 1 CME Credits

U021**Pearls: Just Between You and Me**

Director: Stephen P. Stone, MD

Co-Director: Stewart M. Brown, MD

Learning Objectives

Following this session, the attendee should be able to:

1. List innovative ways to manage patients with new (or old) therapies.
2. Formulate a diagnosis more easily with new (or old) information.
3. Recognize and use available medications for "off-label" indications.

1.50 Category 1 CME Credits

U022**Urticaria Management**

Director: Kiran Vasant Godse, MD

Learning Objectives

Following this session, the attendee should be able to:

1. Diagnose patients with autoimmune urticaria.
2. Develop treatment strategies for urticaria based on EAACI/GA²LEN/EDF/AAAAI/WAO guidelines.

1.50 Category 1 CME Credits

SYMPOSIUM 9 a.m. to 12 p.m.

Open admission to eligible categories,* no tuition or ticket

S010 **Dermatology Grand Rounds: Case-Based Dilemmas**

Director: Amit Garg, MD

Invited Speakers

Jean L. Bolognia, MD

Jeffrey Phillip Callen, MD

Michael P. Heffernan, MD

Erik Joseph Stratman, MD

Learning Objectives

Following this session, the attendee should be able to:

1. Develop skills in differential diagnosis and evaluation of complex dermatologic diseases, many with interdisciplinary considerations.
2. Discuss the use of advanced systemic therapies for the management of refractory dermatologic conditions.

Description

This session will offer a Grand Rounds-style discussion in which evidence- and experience-based commentary among panelists and audience members will offer practical considerations in the diagnosis, specific evaluation, and advanced therapeutic management of cases presented with challenging clinical dilemmas and representing a breadth of complex diseases affecting the integument. An interactive case-based approach will be utilized to highlight relevance for the experienced clinician. Attendees are also invited to submit cases to (agarg@bu.edu) posing challenging clinical queries.

3.00 Category 1 CME Credits



Restricted Session open to dermatologist and adjunct (researcher, corporate) member. A ticket is required for admittance for workshops and courses



Practice Management Session open to eligible office staff/registered nurses



Patient Safety Session



Audience Response System Session



This activity has been approved by the ABD to satisfy component 2 of MOC



Leadership Institute — addresses leadership competencies specific to dermatologists



Health Information Technology Session



Evidence-Based Practice Session



COURSE 9 a.m. to 12 p.m.

Tuition fee and ticket required for admission

C003

Media Training: Developing and Delivering Key Messages

Director: Patricia Farris, MD

Invited Speaker

Ruth Mugalian, MS

Learning Objectives

Following this session, the attendee should be able to:

1. Prepare compelling and relatable key messages.
2. Communicate key messages clearly, concisely, and effectively.
3. Develop strategies for staying focused on key messages in media interviews.

Description

The Academy has identified effective communication as a core competency for leadership in dermatology. Learning how to successfully craft and deliver key messages will help you communicate effectively in any situation. Attendees will have the opportunity to practice what they've learned about message development in mock media interviews designed to challenge participants to stay focused while delivering their message. The course director is a previous chair of the Council on Communications. She will be assisted by a communications consultant. **This session is open to board-certified dermatologists, graduate members, residents, and research fellows only.*

3.00 Category 1 CME Credits

COURSE 9 a.m. to 5 p.m. (breaks from 12-2)

Tuition fee and ticket required for admission

C004

Derm Exam Prep Course: Refresher

Director: Christie Travelute, MD

Invited Speakers

David R. Adams, MD, PharmD	M. Yadira Hurley, MD
Elizabeth M. Billingsley, MD	Lorraine L. Rosamilia, MD
Sara Billet Ferguson, MD	Andrea L. Zaenglein, MD

Learning Objectives

Following this session, the attendee should be able to:

1. Diagnose general dermatologic conditions and diseases against the American Board of Dermatology's standards for competency.
2. Identify dermatologic diseases and conditions based on case vignettes and images.
3. Reflect on your clinical practice based on dermatologic images and discussion.

Description

This course is targeted to dermatologists preparing for the American Board of Dermatology Maintenance of Certification in Dermatology (MOC)/Recertification Examination. The course will review many, but not all, of the 150 conditions from which the General Dermatology Module image questions will be drawn. The format will be similar, but not identical, to that used on the examination. A representative photograph will be presented with a list of choices to choose from. Dermatology residents preparing for their Certifying Board exam may also benefit from this course. The subspecialty sections of the examination will not be reviewed.

6.00 Category 1 CME Credits

References

1. Improvement of competence after preparation for board certification examination. *Am J Health Syst Pharm* 2012 Feb 1;69(3):186-90.

Schedule

9 a.m. General Dermatology Questions / Dr. Ferguson
10 a.m. General Dermatology Questions / Dr. Zaenglein
11 a.m. General Dermatology Questions / Dr. Adams
12 p.m. Break
2 p.m. General Dermatology Questions / Dr. Billingsley
3 p.m. General Dermatology Questions / Dr. Hurley
4 p.m. General Dermatology Questions / Dr. Rosamilia

**FORUMS** 10 a.m. to 12 p.m.

Open admission to eligible categories,* no tuition or ticket

F011 **Case-Based Challenges in Consultative Dermatology****Director:** Daniela Kroshinsky, MD**Learning Objectives**

Following this session, the attendee should be able to:

1. Develop a systematic approach and differential diagnosis for cutaneous eruptions in the hospital setting.
2. Review updates in the diagnosis and treatment of complex cases in medical dermatology.
3. Integrate systemic diseases and their cutaneous manifestations in the hospitalized patient.

2.00 Category 1 CME Credits

F012  **Case-Based Controversies: Procedural****Director:** Chrysalyne Delling Schmults, MD**Learning Objectives**

Following this session, the attendee should be able to:

1. Analyze various competing treatment options for difficult procedural cases including: rhytides correction, fat removal, melanoma, and non-melanoma skin cancers.
2. Compare pros and cons of different treatment options including reviewing the best available evidence.
3. Select the optimal treatment approach for challenging scenarios in procedural dermatology.

2.00 Category 1 CME Credits

F013**Protecting America's Youth: Responding to Tanning Industry Arguments and Advancing Effective Policies****Director:** Bruce A. Brod, MD**Learning Objectives**

Following this session, the attendee should be able to:

1. Discuss the latest scientific evidence linking use of indoor tanning devices to the development of non-melanoma skin cancers and melanoma and recognize gaps in our knowledge on the subject.
2. Predict and respond to arguments made by the tanning industry to further their own agenda.
3. Develop strategies to implement and/or engage in effective advocacy campaigns at the state and federal level to improve regulation of the indoor tanning industry.

2.00 Category 1 CME Credits

F014 **Leading Change Part 1: Turn Fear Into Fuel****Director:** Amanda Friedrichs, MD**Co-Director:** Elizabeth Shannon Martin, MD**Learning Objectives**

Following this session, the attendee should be able to:

1. Identify and assess the need for change.
2. Develop techniques for reducing your own and others' fear of change.

2.00 Category 1 CME Credits



WORKSHOP 10 a.m. to 12 p.m.

Tuition fee and ticket required for admission

W005

Translating Evidence into Practice: Acne Guidelines

Director: Bethanee Jean Schlosser, MD, PhD

Invited Speakers

Whitney Bowe, MD
Emmy M. Graber, MD
Diane M. Thiboutot, MD
Joshua Zeichner, MD

Learning Objectives

Following this session, the attendee should be able to:

1. Discuss recent advances in knowledge related to the pathogenesis and pathophysiology of acne.
2. Formulate appropriate evidence-based treatment plans using the AAD Acne Guidelines.
3. Delineate strategies for the assessment, management, and effective treatment of challenging acne cases.

Description

Studies have shown that evidence-based guidelines can make important contributions to improving the quality of patient care. This session will address gaps in clinical knowledge and care of acne patients related not only to the current guidelines but also to findings of systematic reviews published recently on acne on the following subjects: dietary factors, increasing bacterial resistance to antibiotics, oral isotretinoin use and controversies, oral contraceptive use, spironolactone, and cyproterone. This session will be helpful in not only expanding physicians' knowledge base but in improving clinician confidence and effectiveness in treating patients with acne. The session will consist of five presentations with time for questions and answers, as well as case discussions that will permit the learners to apply the knowledge gained. A short survey will be conducted before and after the session, and follow-up surveys will be sent at six months and one year post-session to gauge and evaluate if the guidelines were easy to translate into daily clinical practice.

2.00 Category 1 CME Credits

Schedule

10 a.m. Introduction with Survey / *Dr. Schlosser*
10:10 a.m. Acne Pathogenesis: Overview and Recent Advances / *Dr. Thiboutot*
10:25 a.m. Antibiotic Therapy for Acne / *Dr. Zeichner*
10:45 a.m. Isotretinoin Therapy for Acne / *Dr. Graber*
11:05 a.m. Hormonal Therapy for Acne / *Dr. Schlosser*
11:25 a.m. Diet and Acne / *Dr. Bowe*
11:45 a.m. Panel Discussion with Survey / *All faculty*

FOCUS SESSIONS 1 p.m. to 2:30 p.m.

Open admission to eligible categories,* no tuition or ticket

U023

Photodynamic Therapy for Skin Cancer, Acne, and Skin Rejuvenation

Director: Ritu Saini, MD

Learning Objectives

Following this session, the attendee should be able to:

1. Apply safe and effective photodynamic therapy protocols alone and in combination with other treatments for skin cancer, acne, and skin rejuvenation.
 2. Determine which patients will be good candidates for photodynamic therapy for various indications, taking into account cost considerations.
 3. Recognize potential side effects of photodynamic therapy and ways to mitigate them.
- 1.50 Category 1 CME Credits

U024

Clinical Pearls in Dermatology: Adult and Pediatric

Director: Mark D.P. Davis, MD

Co-Director: Dawn M.R. Davis, MD

Learning Objectives

Following this session, the attendee should be able to:

1. Identify selected dermatologic conditions that mimic each other — and the pitfalls that can lead to misdiagnosis and initiation of incorrect treatment.
 2. Distinguish selected dermatological conditions from disorders that may mimic them in the differential diagnosis.
 3. Manage selected dermatologic conditions.
- 1.50 Category 1 CME Credits

U025

Non-Infectious Granulomas: An Update on Cutaneous Granulomatous Diseases

Director: Misha Rosenbach, MD

Learning Objectives

Following this session, the attendee should be able to:

1. Recognize and distinguish between the non-infectious granulomatous diseases.
 2. Evaluate patients with non-infectious granulomatous dermatoses for systemic disease associations.
 3. Treat the cutaneous manifestations of non-infectious granulomatous diseases.
- 1.50 Category 1 CME Credits

U026

Hidradenitis Suppurativa: An Update

Director: Ginette Hinds, MD

Learning Objectives

Following this session, the attendee should be able to:

1. Discuss the pathogenesis, clinical presentation, and epidemiology of hidradenitis suppurativa.
 2. Summarize current medical and surgical therapeutic options.
 3. Formulate and prescribe a treatment plan based on the current medical literature.
- 1.50 Category 1 CME Credits



For the latest Program Book information please refer to www.aad.org.

SYMPOSIUM 2 p.m. to 4 p.m.

Open admission to eligible categories,* no tuition or ticket

S011

Update Platform: Cutaneous Oncology

Director: Fiona O'Reilly Zwald, MD

Invited Speakers

Scott W. Fosko, MD

Allison Hanlon, MD, PhD

Chrysalynne Delling Schmults, MD

Learning Objectives

Following this session, the attendee should be able to:

1. Identify the relevant molecular and cellular interactions that affect the pathogenesis of malignant melanoma, non-melanoma skin cancer, Merkel cell carcinoma, and cutaneous lymphoma.
2. Describe the changing role of the pathologist and potential utilization of biomarker assessment in the staging and management of patients with malignant melanoma.
3. Recognize the advantages and disadvantages of the most recent therapeutic advances in the medical management of cutaneous malignancies.

Description

The purpose of this platform session is to provide attendees with updates on important news and research in cutaneous oncology that increase our understanding of disease mechanisms and their implications for therapy.

2.00 Category 1 CME Credits

Schedule

2 p.m. Introduction / *Dr. Zwald*

2:05 p.m. Vismodegib For BCC and Imiquimod for Lentigo Maligna: An Update / *Dr. Fosko*

2:30 p.m. Update on Unusual Tumors / *Dr. Hanlon*

3 p.m. Update on SCC Staging: Defining High-Risk SCC / *Dr. Schmults*

3:30 p.m. Management of High Risk SCC in Transplant Patients: An Update / *Dr. Zwald*

SYMPOSIA 2 p.m. to 5 p.m.

Open admission to eligible categories,* no tuition or ticket

S013

Common Controversies in Dermatologic Drug Therapy

Director: Stephen E. Wolverton, MD

Learning Objectives

Following this session, the attendee should be able to:

1. Utilize the basic principles in studying and making rational conclusions when confronted with various controversies in dermatologic drug therapy.
 2. Utilize effectively the relatively limited number of statistical tests to evaluate these controversies.
 3. Assess the safety and efficacy of therapies such as rituximab, TNF inhibitors, systemic antibacterial agents, and a number of other drug therapies.
- 3.00 Category 1 CME Credits

S014

Coding and Documentation

Director: Allan S. Wirtzer, MD

Learning Objectives

Following this session, the attendee should be able to:

1. Apply accurate coding principles.
 2. Describe the documentation that you must include in your records.
 3. Discuss how changes mandated by implementation of EHR will affect your practice.
- 2.75 Category 1 CME Credits



WORKSHOPS 3 p.m. to 5 p.m.

Tuition fee and ticket required for admission



W006 MOC Self-Assessment: Skin Cancer

Director: Jerry D. Brewer, MD

Invited Speakers

Christian L. Baum, MD Oscar Colegio, MD, PhD
Michael J. Camilleri, MD Suraj S. Venna, MD
Mark A. Cappel, MD

Learning Objectives

- Following this session, the attendee should be able to:
1. Diagnose common forms of skin cancer more effectively, clinically, histologically, and dermoscopically.
 2. Define aggressive characteristics of common forms of skin cancer, and understand current staging criteria of certain forms of skin cancer.
 3. Select the best treatment approach for common forms and challenging presentations of skin cancer.

Description

This session presents 25 case-based ABD approved questions that apply towards MOC Component 2 self-assessment requirements. Answers are recorded via an electronic Audience Response System (ARS), followed by discussion of the case. Immediate, anonymous feedback allows attendees to assess their knowledge and identify areas that require further self-directed study. In order to fully participate, it is imperative that participants arrive on time. By the end of this session participants should have a better understanding of the clinical characteristics, pathology, and dermatoscopic findings of the common forms of skin cancer. In addition, participants should understand the current staging criteria for common forms of skin cancer and how those criteria affect practice guidelines. Furthermore, the audience should understand key aggressive features of common forms of skin cancer, as well as appropriate treatments for different forms of skin cancer.

2.00 Category 1 CME Credits

Schedule

- 3 p.m. MOC Self-Assessment: Skin Cancer / Dr. Baum
- 3:20 p.m. MOC Self-Assessment: Skin Cancer / Dr. Colegio
- 3:40 p.m. MOC Self-Assessment: Skin Cancer / Dr. Venna
- 4 p.m. MOC Self-Assessment: Skin Cancer / Dr. Brewer
- 4:20 p.m. MOC Self-Assessment: Skin Cancer / Dr. Camilleri
- 4:40 p.m. MOC Self-Assessment: Skin Cancer / Dr. Cappel



This live self-assessment activity has been approved by the American Board of Dermatology for 25 MOC Self-Assessment Points. For more information about the MOC requirements, please visit the American Board of Dermatology website at www.abderm.org.

Self-assessment questions utilized in this session are the same as in previous years. Physicians should not claim CME/MOC credit for attending this session if they attended this session before.



W007 Translating Evidence into Practice: Psoriasis Guidelines

Director: Mark Lebwohl, MD

Invited Speakers

Henry W. Lim, MD
Bruce Elliot Strober, MD, PhD
Abby S. Van Voorhees, MD

Learning Objectives

- Following this session, the attendee should be able to:
1. Develop skills to manage patients with psoriasis and psoriatic arthritis with an emphasis on decision making criteria that will enable the clinician to individualize therapy.
 2. Recognize and diagnose challenging clinical cases and select evidence-based treatment using the recently published AAD psoriasis evidence-based guidelines, which includes best practices.
 3. Address gaps in clinical knowledge and care.

Description

The session will be helpful in expanding physician knowledge base and improving clinical confidence and effectiveness in treating psoriasis patients with a wide range of clinical presentations including psoriatic arthritis. The session will consist of four presentations with time available after each talk for interaction with the attendees. It will be structured in a question-and-answer format when case studies are discussed. A short survey will be conducted before and after the session, and follow-up survey will follow 6 months later to gauge and evaluate if guidelines/implementation products and presentations were easy to translate into daily clinical practice. Studies have shown that high-quality guidelines can make an important contribution to improving medical care.

2.00 Category 1 CME Credits

Schedule

- 3 p.m. Introduction and Overview with Survey / Dr. Lebwohl
- 3:10 p.m. Psoriatic Arthritis with Case Study / Dr. Van Voorhees
- 3:35 p.m. Phototherapy for Psoriasis with Case Study / Dr. Lim
- 4 p.m. Systemic Therapy with Case Study / Dr. Lebwohl
- 4:25 p.m. Biologic Therapy with Case Study / Dr. Strober
- 4:50 p.m. Panel Discussion with Survey / Dr. Lebwohl

**FORUMS** 3 p.m. to 5 p.m.

Open admission to eligible categories,* no tuition or ticket

F015
Vulvar Diseases**Director:** Rochelle R. Torgerson, MD, PhD**Learning Objectives**

Following this session, the attendee should be able to:

1. Recognize normal vulvar anatomy and normal variants.
2. Develop a first-line treatment approach to vulvar lichen sclerosus and lichen planus.
3. Anticipate and respond to challenges encountered when managing vulvar lichen sclerosus and lichen planus.

2.00 Category 1 CME Credits

F016
What's Boiling Over: Atopic Dermatitis and Other Eczematous Conditions**Director:** Peter A. Lio, MD**Learning Objectives**

Following this session, the attendee should be able to:

1. Review the NIAID food allergy guidelines and their relevance to atopic dermatitis care.
2. Discuss the differential diagnosis and appropriate management of severe infantile eczema.
3. Recognize the appropriate use of systemic therapy and some alternative therapies in atopic dermatitis.

2.00 Category 1 CME Credits

F017 
Leading Change Part 2: Getting it Done**Director:** Elizabeth Shannon Martin, MD**Learning Objectives**

Following this session, the attendee should be able to:

1. Identify specific actions to facilitate progress through a change process.
2. Utilize tools to develop meaningful and sustainable change.

2.00 Category 1 CME Credits

SYMPOSIUM 4 p.m. to 5 p.m.

Open admission to eligible categories,* no tuition or ticket

S012
Update Platform: Dermatopathology**Director:** Jennifer Madison McNiff, MD**Invited Speakers**

Gary Goldenberg, MD
 Jinah Kim, MD, PhD
 Margot S. Peters, MD
 Antonio Subtil, MD

Learning Objectives

Following this session, the attendee should be able to:

1. Summarize new developments in the dermatopathology of inflammatory skin diseases.
2. Determine new concepts in the diagnosis of melanoma and nonmelanoma skin cancer.
3. Apply updated knowledge of CD30 positive lymphoproliferative disorders and histologic mimics to your practice.

Description

Four expert dermatopathologists will update the audience regarding novel and useful developments in dermatopathology. This session will address new concepts regarding dermatopathology of inflammatory dermatoses. Advances in our understanding of nonmelanoma skin cancer will be reviewed. Practical aspects of histopathologic diagnosis of melanocytic lesions will be discussed. The expanding spectrum of CD30-positive lymphoproliferative disorders will be considered, with discussion of histopathologic mimics that may confound diagnosis

1.00 Category 1 CME Credits

Schedule

- 4 p.m. Update on Dermatopathology of Inflammatory Dermatoses / *Dr. Peters*
 4:15 p.m. What's New in Nonmelanoma Skin Cancer: A Dermatopathologist's Perspective / *Dr. Goldenberg*
 4:30 p.m. Advances in Dermatopathology of Pigmented Lesions / *Dr. Kim*
 4:45 p.m. New Concepts in CD30 Lymphoproliferative Disorders / *Dr. Subtil*



FOCUS SESSIONS 7:30 a.m. to 9 a.m.

Open admission to eligible categories,* no tuition or ticket

U027

Dermoscopy for the Non-Dermoscopist

Director: Jennifer A. Stein, MD, PhD

Learning Objectives

Following this session, the attendee should be able to:

1. Recognize characteristic dermoscopic structures of benign and malignant lesions.
2. Use dermoscopy to distinguish benign from suspicious lesions that require biopsy.
3. Formulate a simple pattern recognition system that can be used in general dermatologic practice to minimize unnecessary biopsies and improve detection of malignant lesions.

1.50 Category 1 CME Credits

U028

Pediatric Dermatology Jeopardy

Director: Victoria R. Barrio, MD

Learning Objectives

Following this session, the attendee should be able to:

1. Test your knowledge of current practices in pediatric dermatology.
2. Formulate treatment plans for some common and uncommon diseases in pediatric dermatology.

1.50 Category 1 CME Credits

U029

Leprosy

Director: Maria Teresa Ochoa, MD

Learning Objectives

Following this session, the attendee should be able to:

1. Recognize the different clinical presentations of Hansen's disease.
2. Treat and diagnose Hansen's disease and Type I and II reactions.
3. Identify early nerve damage and prevention of disability in leprosy.

1.50 Category 1 CME Credits

U030

From Bench to Bedside: Important Clinical Advances

Director: Oscar Colegio, MD, PhD

Learning Objectives

Following this session, the attendee should be able to:

1. Describe molecular pathways recently discovered to be effective targets for treating melanoma, basal cell carcinoma, and dermatofibrosarcoma protuberans.
2. Summarize the efficacy of recently approved therapies or therapies currently in trials for the treatment of skin cancers.

1.50 Category 1 CME Credits

SYMPOSIA 9 a.m. to 12 p.m.

Open admission to eligible categories,* no tuition or ticket

S015

Finessing Surgical Technique

Director: David M. Ozog, MD

Learning Objectives

Following this session, the attendee should be able to:

1. Demonstrate simple yet essential surgical techniques to achieve optimal cosmetic and functional outcomes.
2. Utilize proper surgical instruments and materials to enhance healing and repair outcomes.
3. Assess common mistakes made when coding for surgical procedures and how to avoid them.

3.00 Category 1 CME Credits

S016

Leading by Persuading, Influencing, and Negotiating

Director: Jennifer Lucas, MD

Learning Objectives

Following this session, the attendee should be able to:

1. Recognize that successful outcomes require skilled persuasion and negotiation techniques.
2. Identify the perspective of others involved in the negotiation process.
3. Demonstrate and utilize skills that make participation in a team more productive.

3.00 Category 1 CME Credits



Restricted Session open to dermatologist and adjunct (researcher, corporate) member. A ticket is required for admittance for workshops and courses



Practice Management Session open to eligible office staff/registered nurses



Patient Safety Session



Audience Response System Session



This activity has been approved by the ABD to satisfy component 2 of MOC



Leadership Institute — addresses leadership competencies specific to dermatologists



Health Information Technology Session



Evidence-Based Practice Session

**FORUMS** 10 a.m. to 12 p.m.

Open admission to eligible categories, no tuition or ticket*

F018
Tumor Board: Management of Common and Unusual of Skin Cancers

Director: John A. Carucci, MD, PhD

Learning Objectives

Following this session, the attendee should be able to:

1. Develop management strategies for aggressive skin cancers.
2. Define and direct multidisciplinary plans for patients with skin cancers.
3. Develop management approaches for immune-suppressed patients with extensive field disease.

2.00 Category 1 CME Credits

F019 **Case-Based Controversies: Medical**

Director: Ruth Ann Vleugels, MD

Learning Objectives

Following this session, the attendee should be able to:

1. Identify the dermatologist's role in management of patients with multisystem disease.
2. Identify and diagnose classic and atypical presentations of cutaneous manifestations of systemic disease.
3. Select therapeutic options for skin involvement in complex medical dermatology diseases.

2.00 Category 1 CME Credits

F020
Case Based Approach to Common Cutaneous Lymphoma Patient Problems

Director: Peter W. Heald, MD

Learning Objectives

Following this session, the attendee should be able to:

1. Utilize clinical-pathological correlations to discern mycosis fungoides from its mimickers.
2. Identify the diagnosis when the biopsy is "CD30 lymphoproliferative disorder."
3. Determine whether an erythroderma is malignant or reactive.

2.00 Category 1 CME Credits

F021
Nails

Director: Nathaniel J. Jellinek, MD

Learning Objectives

Following this session, the attendee should be able to:

1. Recognize and apply new nail surgery techniques.
2. Identify new features of and treatments for common nail diseases.
3. Treat complicated nail diseases more confidently.

2.00 Category 1 CME Credits

F022 **Review and Update of Regional Reconstruction**

Director: Shang I. Brian Jiang, MD

Learning Objectives

Following this session, the attendee should be able to:

1. Recognize the best reconstruction options for difficult anatomic areas.
2. Identify different reconstructive options for various anatomic locations.
3. Identify important recent literature related to regional reconstruction.

2.00 Category 1 CME Credits

Get big savings on products

Get 5% off all
AAD Apparel
including lab coats
and scrubs!

Practice Management



New Practice Management eBooks

The AAD's top selling practice management topics have been made into eBooks.

Patient Education and SPOT Skin Cancer™



Patient Education Pamphlets

Pick up a free sample pack in the Resource Center.

Maintenance of Certification Resources



Self-Assessment Tools

Choose which activity is right for you and learn how it satisfies part of Component 2 of MOC.



Visit the Academy Resource
Center Booth 906.

you can't do without!

Experienced staff ready to answer your questions and assist with product demonstrations.



Practice Management Manuals

Check out the latest manuals perfect for every dermatology practice!



Quality Reporting System

Demo the system that allows you to report your dermatology-appropriate measures to CMS.



SPOT Merchandise

Support the SPOT Skin Cancer™ campaign when you purchase SPOT merchandise.



SPOT Educational Handouts

Check out the handouts available to help educate patients on sun safety and skin cancer prevention and detection.



Patient Safety in Dermatology

Explore how you can develop strategies to avoid and reduce common errors and satisfy part of Component 2 of MOC.



Performance Improvement CME (PI CME)

Learn how you can develop and implement an improvement plan while satisfying part of Component 4 of MOC with PI CME.

To see all our products and services, visit www.aad.org/store.



TECHNICAL EXHIBITS

TECHNICAL EXHIBIT HOURS

Friday, August 2	10 a.m. – 6 p.m.
Reception	5 p.m. – 6 p.m.
Unopposed Exhibit Hours	12 p.m. – 1 p.m.
Saturday, August 3	10 a.m. – 5 p.m.
Unopposed Exhibit Hours	12 p.m. – 1 p.m.

The American Academy of Dermatology invites you to visit the technical exhibits as part of your educational experience at the Summer Academy Meeting 2013. The products displayed in the technical exhibits area and their uses, suggested by the manufacturers, do not represent an endorsement nor imply that the products have been evaluated or approved by the American Academy of Dermatology.

For your convenience, the technical exhibiting companies are listed alphabetically and the products/services they offer are identified as follows:

- Associations, Foundations & Medical Societies
- Clothing
- Computer Software & Hardware
- Cosmetics & Skin Care
- Disposable Medical Supplies
- EMR/EHR Systems
- Laboratory Services
- Laser & Laser Supplies
- Market Research
- Medical Lighting Equipment
- Office Equipment & Supplies
- Practice Management
- Other Medical Equipment & Supplies
- Pharmaceutical
- Photographic Equipment & Imaging Services
- Phototherapy Supplies & Equipment
- Publishing & Educational Materials
- Surgical Instruments

A listing by product/services can be found beginning on page 57.

ALPHABETICAL DIRECTORY OF EXHIBITING COMPANIES

Companies confirmed as of March 2013.

3Gen, LLC/DermLite 206

A

AbbVie.....	317
Acuderm, Inc.	625
Acupath Laboratories, Inc.....	316
Aerolase	818
Aesthetic Guide, The	328
Allergan	605
American Academy of Dermatology	906
Amgen, Inc.	706
Athena Beauty Inc.....	414

B

Beiersdorf, Inc.	516
Bio-Oil	309
Biopelle, Inc.....	807
Brymill Cryogenic Systems.....	827

C

Caliber Imaging & Diagnostics	728
Canfield Imaging Systems.....	708
CareCredit.....	320
Castle Biosciences, Inc.	216
Ceptaris Therapeutics, Inc.	324
Compulink Business Systems, Inc.	311
Conmed.....	808
Cutis & Cosmetic Dermatology	227

D

Daavlin.....	705
Delasco.....	801
Del-Ray Dermatologicals.....	806
Dermatologist, The	417

Dermatology Foundation.....	810
Dermatopathology Lab of Central State (DLCS)	212
Dermpath Diagnostics	509
DUSA Pharmaceuticals, Inc.....	611

E

eDerm Systems	821
Ellman International, Inc.....	832
Elsevier Inc.	424
EltaMD Skincare.....	631
Essentia Health.....	418
ethica CRO Inc.	830

F

Fallene, Ltd.....	514
Ferndale Healthcare.....	805
Foamix Ltd.	819

G

Galderma Laboratories, LP	505
Genentech.....	632, 628

H

HEINE	224
Henry Schein Inc.	920
Hill Dermaceuticals, Inc.....	532

I

Infinite Therapeutics.....	421
Integrated Dermatology Group.....	815

J

Jan Marini Skin Research, Inc.....	531
Johnson & Johnson CPC	506

K

Kaiser Permanente	306
La Roche-Posay	608



For the latest Program Book information please refer to www.aad.org.

L	
LEO Pharma Inc.....	236
Lippincott, Williams & Wilkins.....	303
M	
Medicis.....	602
Medimetriks Pharmaceuticals.....	407
MELA Sciences, Inc.....	731
Merck.....	218
Merz.....	325
Mesoestetic USA.....	222
Microsurgery Instruments, Inc.....	406
Modernizing Medicine.....	312
MTI.....	422
N	
National Biological Corporation.....	522
NeoStrata Company.....	519
Neutrogena.....	502
NexTech.....	613
Novartis Pharmaceuticals Corporation.....	510
O	
Obagi Medical Products.....	619
P	
Palomar Medical Technologies, Inc.....	609
PeriOptix, Inc.....	322
Pharmaceutical Specialties, INC. (PSI).....	732
PhotoMedex.....	526
Pierre Fabre Dermo Cosmetique USA.....	520
Practical Dermatology.....	825
Procter & Gamble.....	515
Promius Pharma.....	405
R	
Ra Medical Systems, Inc.....	408
Revision Skincare.....	321
S	
Sanofi Pasteur.....	423
Sanova Works (including JDD).....	221
Skin Cancer Foundation, The.....	623
SkinMedica, Inc.....	607
Solutionreach.....	220
Stiefel, a GSK Company.....	606
Strata Pathology Services.....	305
Syneron Candela.....	702
T	
Taro Pharmaceuticals.....	824
Tetra Corporation, The - Formula 3/FungiFoam.....	315
Theraplex Company, The.....	310
Tiemann-Bernsco.....	202
Topix Pharmaceuticals.....	214
U	
Upsher-Smith Laboratories, Inc.....	521
UVBIOTEK.....	208
W	
Warner Chilcott.....	513

Y	
Yodle.....	308
Young Pharmaceuticals, Inc.....	525
Z	
ZELTIO.....	831
ZO Skin Health, Inc.....	820

PRODUCT CATEGORY DIRECTORY OF EXHIBITING COMPANIES

Companies confirmed as of March 25, 2013

ASSOCIATIONS, FOUNDATIONS & MEDICAL SOCIETIES	
American Academy of Dermatology.....	906
Dermatology Foundation.....	810
Skin Cancer Foundation, The.....	623
CLOTHING	
Delasco.....	801
Henry Schein.....	920
COMPUTER SOFTWARE & HARDWARE	
Caliber Imaging & Diagnostics.....	728
Compulink Business Systems, Inc.....	311
Modernizing Medicine, Inc.....	312
NexTech.....	613
Solutionreach.....	220
COSMETICS & SKIN CARE	
Allergan.....	605
Athena Beauty Inc.....	414
Beiersdorf, Inc.....	516
Bio-Oil.....	309
Biopelle, Inc.....	807
Delasco.....	801
ElaMD Skincare.....	631
Fallene, Ltd.....	514
Foamix Ltd.....	819
Jan Marini Skin Research.....	531
Johnson & Johnson CPC.....	506
La Roche-Posay.....	608
Mesoestetic USA.....	222
NeoStrata Company, Inc.....	519
Neutrogena.....	502
Obagi Medical Products.....	619
Pharmaceutical Specialties.....	732
PhotoMedex.....	526
Pierre Fabre USA.....	520
Procter & Gamble.....	515
Promius Pharma.....	405
Revision Skincare.....	321
SkinMedica, Inc.....	607
Theraplex Company, The.....	310
Young Pharmaceuticals, Inc.....	525
ZO Skin Health, Inc.....	820
DISPOSABLE MEDICAL SUPPLIES	
Acuderm, Inc.....	625
Delasco.....	801
Henry Schein.....	920
Tiemann-Bernsco.....	202
EMR/EHR SYSTEMS	
Compulink Business Systems, Inc.....	311



TECHNICAL EXHIBITS

eDerm Systems	821
Henry Schein	920
Modernizing Medicine, Inc.	312
NexTech	613

LABORATORY SERVICES

Castle Biosciences, Inc.	216
DermPath Diagnostics	509
DermPath Lab Central State	212
Henry Schein	920
Strata Pathology Services	305

LASER & LASER SUPPLIES

Aerolase	818
Caliber Imaging & Diagnostics	728
Delasco	801
Ellman International, Inc.	832
Henry Schein	920
Palomar Medical Technologies	609
PhotoMedex	526
Ra Medical Systems, Inc.	408
Syneron Candela	702
Tiemann-Bernsco	202

MEDICAL LIGHTING EQUIPMENT

3Gen, LLC/DermLite	206
Delasco	801
HEINE	224
Henry Schein	920
Microsurgery Instruments	406
MTI	422
Tiemann-Bernsco	202
UVBIOTEK	208

OFFICE EQUIPMENT & SUPPLIES

3Gen, LLC/DermLite	206
Henry Schein	920
MTI	422
Tiemann-Bernsco	202

OTHER MEDICAL EQUIPMENT & SUPPLIES

3Gen, LLC/DermLite	206
Acuderm, Inc.	625
Brymill Cryogenic Systems	827
Conmed	808
Delasco	801
HEINE	224
Henry Schein	920
Mesoestetic USA	222
Microsurgery Instruments	406
MTI	422
PeriOptix, Inc.	322
Tiemann-Bernsco	202
ZELTIQ	831

PHARMACEUTICAL

AbbVie	317
Allergan	605
Amgen, Inc.	706
Ceptaris Therapeutics, Inc.	324
Delasco	801
Del-Ray Dermatology	806
DUSA Pharmaceuticals, Inc.	611
ethica Clinical Research I	830

Ferndale Healthcare	805
Foamix Ltd.	819
Galderma Laboratories, LP	505
Genentech	628
Genentech	632
Henry Schein	920
Hill Dermaceuticals, Inc.	532
Leo Pharma Inc.	329
Medicis	602
Medimetrics Pharmaceuticals	407
Merck	218
Merz	316
Mesoestetic USA	222
Novartis Pharmaceutical	510
Obagi Medical Products	619
Promius Pharma	405
Regeneron Pharmaceuticals	221
Sanofi Pasteur	423
SkinMedica, Inc.	607
Stiefel, a GSK Company	606
Taro Pharmaceuticals	824
Tetra Corporation, The-Formula 3/FungiFoam	315
Topix Pharmaceuticals	214
Upsher-Smith Laboratories, Inc.	521
Warner Chilcott	513
ZO Skin Health, Inc.	820

PHOTOGRAPHIC EQUIPMENT & IMAGING SERVICES

3Gen, LLC/DermLite	206
Caliber Imaging & Diagnostics	728
Canfield Imaging Systems	708
Henry Schein	920
MELA Sciences, Inc.	731

PHOTOTHERAPY SUPPLIES & EQUIPMENT

Daavlin	705
National Biological	522
Ra Medical Systems, Inc.	408
UVBIOTEK	208

PRACTICE MANAGEMENT

Compulink Business Systems, Inc.	311
Integrated Dermatology Group	815
Kaiser Permanente	306
NexTech	613
Solutionreach	220
Yodle	308
Young Pharmaceuticals, Inc.	525

PUBLISHING & EDUCATIONAL MATERIALS

Aesthetic Guide, The	328
Cutis & Cosmetic Dermatology	227
Elsevier	
Dermatologist, The	417
Lippincott, Williams & Wilkins	303
Practical Dermatology	825
SanovaWorks (including JDD)	221

SURGICAL INSTRUMENTS

Acuderm, Inc.	625
Delasco	801
Henry Schein	920
Microsurgery Instruments	406
Tiemann-Bernsco	202



For the latest Program Book information please refer to www.aad.org.

HOW TO USE THE SUBJECT INDEX

The subject index is designed to help the attendees better plan their educational activities. The index is divided into nine different primary topics with subtopics listed alphabetically under these primary topics.

THE PRIMARY TOPICS ARE:

- Basic Science
- Dermatopathology
- Interpersonal and Communication Skills
- Medical Dermatology
- Pediatric Dermatology
- Practice-Based Learning and Improvement
- Procedural Dermatology
- Professionalism and Maintenance of Certification
- Systems-Based Practice

BASIC SCIENCE

CUTANEOUS PHYSIOLOGY, INCLUDING WOUND HEALING, IMMUNOLOGY, CANCER BIOLOGY, ITCH, PIGMENTATION, AND ANGIOGENESIS

- U030 From Bench to Bedside: Important Clinical Advances, 52
- W005 Translating Evidence into Practice: Acne Guidelines, 48

GENERAL CELLULAR BIOLOGY, INCLUDING APOPTOSIS, CELL CYCLE AND CELL CYCLE REGULATION, SECOND MESSENGER SYSTEMS, RECEPTOR BIOLOGY, STEM CELLS

- U030 From Bench to Bedside: Important Clinical Advances, 52

MICROBIOLOGY

- U015 Beyond Spaghetti and Meatballs: What's New on the Malassezia Menu, 40

PHOTOPHYSICS AND PHOTOBIOLOGY, INCLUDING LASERS

- U023 Photodynamic Therapy for Skin Cancer, Acne and Skin Rejuvenation, 48

DERMATOPATHOLOGY

DERMATOPATHOLOGIC FINDINGS IN THE PERFORATING DISORDERS, ATROPHIES, AND OTHER DISORDERS OF DERMAL CONNECTIVE TISSUE (INCLUDES DEGENERATIVE DISORDERS)

- U024 Clinical Pearls in Dermatology: Adult and Pediatric, 48

DERMATOPATHOLOGIC FINDINGS IN VARIOUS BENIGN AND MALIGNANT CUTANEOUS NEOPLASMS AND NEOPLASTIC DISEASES, INCLUDING CUTANEOUS LYMPHOMAS

- S004 Minimizing Errors in the Detection, Diagnosis, and Treatment of Melanoma, 35
- S005 What's Hot in Dermatopathology, 35
- S012 Update Platform: Dermatopathology, 51

DERMATOPATHOLOGIC FINDINGS IN VARIOUS CONNECTIVE TISSUE DISEASES AND OTHER RHEUMATOLOGIC DISEASE

- F011 Case-Based Challenges in Consultative Dermatology, 47
- S005 What's Hot in Dermatopathology, 35
- S012 Update Platform: Dermatopathology, 51

DERMATOPATHOLOGIC FINDINGS IN VARIOUS CUTANEOUS DRUG REACTIONS

- F011 Case-Based Challenges in Consultative Dermatology, 47

DERMATOPATHOLOGIC FINDINGS IN VARIOUS INFECTIONS, INFESTATIONS, AND BITES

- F011 Case-Based Challenges in Consultative Dermatology, 47
- U009 Chronic Cutaneous Ulcers in Adults and Children, 34

DERMATOPATHOLOGIC FINDINGS IN VARIOUS NON-INFECTIOUS ULCERATIVE DISEASES

- F011 Case-Based Challenges in Consultative Dermatology, 47
- U009 Chronic Cutaneous Ulcers in Adults and Children, 34

DERMATOPATHOLOGIC FINDINGS IN VARIOUS TYPES OF VASCULITIS, VASCULOPATHY, AND PURPURA

- F011 Case-Based Challenges in Consultative Dermatology, 47

DERMATOPATHOLOGIC FINDINGS IN VARIOUS VESICIBULLOUS DISORDERS

- F011 Case-Based Challenges in Consultative Dermatology, 47

DERMATOPATHOLOGIC FINDINGS OF HAIR AND NAILS, INCLUDING ALOPECIA

- S005 What's Hot in Dermatopathology, 35

DERMATOPATHOLOGIC FINDINGS OF ORAL AND ANOGENITAL DISEASES

- F002 Oral Disease, 32

DERMATOPATHOLOGY STAINS, INCLUDING HISTOCHEMISTRY, IMMUNOHISTOCHEMISTRY, AND IMMUNOFLUORESCENCE

- S005 What's Hot in Dermatopathology, 35

INTERPERSONAL AND COMMUNICATION SKILLS

NON-PATIENT COMMUNICATION, INCLUDING ADVOCACY AND STAFF, COLLEAGUE, CONSULTANT, AND HEALTH CARE SYSTEM COMMUNICATIONS

- F006 Managing Group Dynamics, Part 2: Politics, People and Performance in Organizations, 36
- F013 Protecting America's Youth: Responding to Tanning Industry Arguments & Advancing Effective Policies, 47
- F014 Leading Change Part 1: Turn Fear Into Fuel, 47
- S016 Leading by Persuading, Influencing and Negotiating, 52
- U004 Navigating Office Politics: Private Practice, Academics and Everything in Between, 31
- U009 Chronic Cutaneous Ulcers in Adults and Children, 34

PATIENT COMMUNICATION AND SERVICE EXCELLENCE

- F004 Alopecia and Hair Loss, 32
- S016 Leading by Persuading, Influencing and Negotiating, 52
- U003 Improving Patient Compliance and Outcomes, 31
- U005 Skin of Color, 33
- U006 Making Your Office Great - And You Happier, 33
- U009 Chronic Cutaneous Ulcers in Adults and Children, 34
- U011 Procedural Safety in Dermatology, 37
- U023 Photodynamic Therapy for Skin Cancer, Acne and Skin Rejuvenation, 48

MEDICAL DERMATOLOGY

ACNE, ROSACEA AND OTHER ADULT ADNEXAL DISEASES

- C004 Derm Exam Prep Course: Refresher, 46
- F007 Face to Face: Management of Facial Dermatoses, 36
- S008 Acne, Rosacea and Other Common Dermatoses: Can We Do Better?, 41
- U026 Hidradenitis Suppurativa: An Update, 48
- W005 Translating Evidence into Practice: Acne Guidelines, 48

ADULT PATIENT CARE: ASSESSMENT SKILLS, PLAN FORMULATION, AND PATIENT RECOMMENDATIONS

- F007 Face to Face: Management of Facial Dermatoses, 36
- F009 Case-Based Challenges for PA/NP's, 43
- F011 Case-Based Challenges in Consultative Dermatology, 47
- S001 EADV/AAD Joint Symposium, 31
- S004 Minimizing Errors in the Detection, Diagnosis, and Treatment of Melanoma, 35
- S008 Acne, Rosacea and Other Common Dermatoses: Can We Do Better?, 41
- S010 Dermatology Grand Rounds: Case-Based Dilemmas, 45
- U012 The Interface of Skin and Psyche, 37
- U027 Dermoscopy for the Non-Dermoscopist, 52

ADULT PATIENT CARE: HISTORY TAKING AND PHYSICAL DIAGNOSIS

- F009 Case-Based Challenges for PA/NP's, 43
- F011 Case-Based Challenges in Consultative Dermatology, 47
- S008 Acne, Rosacea and Other Common Dermatoses: Can We Do Better?, 41



SUBJECT INDEX

- S010 Dermatology Grand Rounds: Case-Based Dilemmas, 45
- U012 The Interface of Skin and Psyche, 37

ADULT PATIENT CARE: IN-OFFICE AND ANCILLARY DIAGNOSTICS, INCLUDING KOH, TZANCK, AND PATCH TESTING

- F011 Case-Based Challenges in Consultative Dermatology, 47
- S001 EADV/AAD Joint Symposium, 31
- U001 Update on Onychomycosis, 31
- U015 Beyond Spaghetti and Meatballs: What's New on the Malassezia Menu, 40

ADULT PATIENT CARE: NON-SURGICAL OFFICE-BASED PROCEDURES INCLUDING CRYOTHERAPY

- S001 EADV/AAD Joint Symposium, 31

ADULT PATIENT CARE: PATIENT SAFETY ISSUES

- F009 Case-Based Challenges for PA/NP's, 43
- S004 Minimizing Errors in the Detection, Diagnosis, and Treatment of Melanoma, 35
- S013 Common Controversies in Dermatologic Drug Therapy, 49
- U001 Update on Onychomycosis, 31
- U012 The Interface of Skin and Psyche, 37
- U023 Photodynamic Therapy for Skin Cancer, Acne and Skin Rejuvenation, 48

ADULT PATIENT CARE: POPULATION HEALTH AND PREVENTIVE CARE

- F009 Case-Based Challenges for PA/NP's, 43

ADULT PSYCHOCUTANEOUS DISEASE

- C004 Derm Exam Prep Course: Refresher, 46
- U003 Improving Patient Compliance and Outcomes, 31
- U012 The Interface of Skin and Psyche, 37

AGING/GERIATRICS

- U013 Skin, Hair, and Nail Care for the Dermatologist, 37

ATROPHIES, PERFORATING DISORDERS, AND DISORDERS OF DERMAL CONNECTIVE TISSUE

- C004 Derm Exam Prep Course: Refresher, 46

CUTANEOUS LYMPHOMAS

- C004 Derm Exam Prep Course: Refresher, 46
- F020 Case-Based Approach to Common Cutaneous Lymphoma Patient Problems, 53

DISORDERS OF HAIR AND NAILS

- C004 Derm Exam Prep Course: Refresher, 46
- F004 Alopecia and Hair Loss, 32
- F021 Nails, 53
- S001 EADV/AAD Joint Symposium, 31
- S002 Nail Disorders: Define Better Options for Diagnosis and Treatment of Onychodystrophies, 31
- U001 Update on Onychomycosis, 31
- U005 Skin of Color, 33
- U013 Skin, Hair, and Nail Care for the Dermatologist, 37

DRUG REACTIONS

- C004 Derm Exam Prep Course: Refresher, 46
- F011 Case-Based Challenges in Consultative Dermatology, 47
- S013 Common Controversies in Dermatologic Drug Therapy, 49

DRUGS AND MEDICAL THERAPY, INCLUDING TOPICAL, ORAL, INJECTABLE, AND INFUSED

- F002 Oral Disease, 32
- F007 Face to Face: Management of Facial Dermatoses, 36
- F011 Case-Based Challenges in Consultative Dermatology, 47
- S001 EADV/AAD Joint Symposium, 31
- S013 Common Controversies in Dermatologic Drug Therapy, 49
- U001 Update on Onychomycosis, 31
- U007 Psoriasis Therapy in the Age of Biologics, 33
- U012 The Interface of Skin and Psyche, 37
- U014 Actinic Keratosis: Beyond Liquid Nitrogen, 40
- U021 Pearls: Just Between You & Me, 45
- U030 From Bench to Bedside: Important Clinical Advances, 52
- W005 Translating Evidence into Practice: Acne Guidelines, 48

ECZEMATOUS DERMATOSES, INCLUDING ATOPIC AND CONTACT DERMATITIS

- C004 Derm Exam Prep Course: Refresher, 46
- F007 Face to Face: Management of Facial Dermatoses, 36
- F009 Case-Based Challenges for PA/NP's, 43
- F016 What's Boiling Over: Atopic Dermatitis & Other Eczematous Conditions, 51
- S001 EADV/AAD Joint Symposium, 31
- U002 Patch Test Allergens 101: A Detective's Toolkit, 31

EMERGENCY CARE

- F011 Case-Based Challenges in Consultative Dermatology, 47

IMMUNOBULLOUS DISEASES

- C004 Derm Exam Prep Course: Refresher, 46
- F009 Case-Based Challenges for PA/NP's, 43
- F010 Case-Based Controversies in Blistering Diseases, 43
- F011 Case-Based Challenges in Consultative Dermatology, 47
- S001 EADV/AAD Joint Symposium, 31
- S003 Update Platform: Medical Dermatology, 34
- S013 Common Controversies in Dermatologic Drug Therapy, 49

INFECTIONS (BACTERIAL, FUNGAL, VIRAL, AND OTHER), INFESTATIONS AND BITES

- F011 Case-Based Challenges in Consultative Dermatology, 47
- F021 Nails, 53
- S001 EADV/AAD Joint Symposium, 31
- U001 Update on Onychomycosis, 31
- U015 Beyond Spaghetti and Meatballs: What's New on the Malassezia Menu, 40
- U029 Leprosy, 52

LUPUS, DERMATOMYOSITIS, SCLERODERMA AND OTHER ADULT COLLAGEN VASCULAR DISORDERS, AND RHEUMATOLOGIC DISEASE

- C004 Derm Exam Prep Course: Refresher, 46
- F009 Case-Based Challenges for PA/NP's, 43
- F011 Case-Based Challenges in Consultative Dermatology, 47
- F019 Case-Based Controversies: Medical, 53
- U025 Non-Infectious Granulomas: An Update on Cutaneous Granulomatous Diseases, 48

ORAL AND ANOGENITAL DISEASES, INCLUDING SEXUALLY TRANSMITTED DISEASES

- C004 Derm Exam Prep Course: Refresher, 46
- F015 Vulvar Diseases, 51

PANNICULITIS AND OTHER DISORDERS OF SUBCUTANEOUS FAT

- C004 Derm Exam Prep Course: Refresher, 46
- F011 Case-Based Challenges in Consultative Dermatology, 47
- S001 EADV/AAD Joint Symposium, 31

PHOTODERMATOSES AND OTHER DISORDERS DUE TO LIGHT, TRAUMA, AND OTHER PHYSICAL AGENTS

- C004 Derm Exam Prep Course: Refresher, 46
- F009 Case-Based Challenges for PA/NP's, 43

PREGNANCY

- C004 Derm Exam Prep Course: Refresher, 46

PRURITUS

- U012 The Interface of Skin and Psyche, 37

PSORIASIS AND OTHER PAPULOSQUAMOUS DERMATOSES

- C004 Derm Exam Prep Course: Refresher, 46
- F009 Case-Based Challenges for PA/NP's, 43
- F021 Nails, 53
- S003 Update Platform: Medical Dermatology, 34
- U003 Improving Patient Compliance and Outcomes, 31
- U007 Psoriasis Therapy in the Age of Biologics, 33
- W007 Translating Evidence into Practice: Psoriasis Guidelines, 50

SARCOIDOSIS AND OTHER NON-INFECTIOUS DISORDERS OF MACROPHAGES AND LANGERHANS CELLS

- C004 Derm Exam Prep Course: Refresher, 46
- F019 Case-Based Controversies: Medical, 53
- S003 Update Platform: Medical Dermatology, 34
- U025 Non-Infectious Granulomas: An Update on Cutaneous Granulomatous Diseases, 48



For the latest Program Book information please refer to www.aad.org.

SKIN OF COLOR

- F004 Alopecia and Hair Loss, 32
- F007 Face to Face: Management of Facial Dermatoses, 36
- F020 Case-Based Approach to Common Cutaneous Lymphoma Patient Problems, 53
- U005 Skin of Color, 33

SKIN SIGNS OF ADULT ENDOCRINE, METABOLIC AND SYSTEMIC DISEASES

- C004 Derm Exam Prep Course: Refresher, 46
- F011 Case-Based Challenges in Consultative Dermatology, 47
- U017 Skin and Gut: Epithelium, Inflammation, and Interaction, 40

ULCERS AND ULCERATING DERMATOSES

- C004 Derm Exam Prep Course: Refresher, 46
- F011 Case-Based Challenges in Consultative Dermatology, 47
- U009 Chronic Cutaneous Ulcers in Adults and Children, 34

ULTRAVIOLET LIGHT THERAPY AND OTHER PHYSICAL TREATMENT MODALITIES

- U007 Psoriasis Therapy in the Age of Biologics, 33

URTICARIAL DERMATOSES AND ERYTHEMAS

- C004 Derm Exam Prep Course: Refresher, 46
- F009 Case-Based Challenges for PA/NP's, 43
- U022 Urticaria Management, 45

VASCULITIS, VASCULOPATHY AND PURPURA

- C004 Derm Exam Prep Course: Refresher, 46
- F009 Case-Based Challenges for PA/NP's, 43
- F011 Case-Based Challenges in Consultative Dermatology, 47
- F019 Case-Based Controversies: Medical, 53
- S003 Update Platform: Medical Dermatology, 34

VITILIGO, MELASMA, AND OTHER DISORDERS OF PIGMENTATION

- C004 Derm Exam Prep Course: Refresher, 46
- U005 Skin of Color, 53

XEROSIS, ICHTHYOSIS, AND OTHER ADULT DISORDERS OF CORNIFICATION AND KERATINIZATION

- C004 Derm Exam Prep Course: Refresher, 46

PEDIATRIC DERMATOLOGY

CUTANEOUS DISORDERS OF THE NEWBORN

- S009 What's Hot in Pediatric Dermatology, 41

HEREDITARY DISORDERS OF THE DERMIS, INCLUDING ATROPHIES

- S009 What's Hot in Pediatric Dermatology, 41

MEDICAL THERAPY ISSUES IN THE PEDIATRIC PATIENT

- F016 What's Boiling Over: Atopic Dermatitis & Other Eczematous Conditions, 51

NORMAL SKIN VARIANTS AND DEVELOPMENTAL ANOMALIES

- U028 Pediatric Dermatology Jeopardy, 52

PEDIATRIC ADNEXAL DISEASES

- S008 Acne, Rosacea and Other Common Dermatoses: Can We Do Better?, 41
- S009 What's Hot in Pediatric Dermatology, 41
- W005 Translating Evidence into Practice: Acne Guidelines, 48

PEDIATRIC DISORDERS OF HAIR AND NAILS

- F021 Nails, 53
- U001 Update on Onychomycosis, 31

PEDIATRIC ECZEMATOUS ERUPTIONS

- S007 Update Platform: Pediatrics, 44

PEDIATRIC INFECTIONS, INFESTATIONS, AND BITES

- S007 Update Platform: Pediatrics, 44

PEDIATRIC ORAL AND ANOGENITAL DERMATOSES

- S009 What's Hot in Pediatric Dermatology, 41

PEDIATRIC PATIENT CARE: ASSESSMENT SKILLS, PLAN FORMULATION, AND PATIENT/FAMILY RECOMMENDATIONS

- F016 What's Boiling Over: Atopic Dermatitis & Other Eczematous Conditions, 51

- S008 Acne, Rosacea and Other Common Dermatoses: Can We Do Better?, 41

- S009 What's Hot in Pediatric Dermatology, 41

PEDIATRIC PATIENT CARE: HISTORY TAKING AND PHYSICAL DIAGNOSIS

- S008 Acne, Rosacea and Other Common Dermatoses: Can We Do Better?, 41
- S009 What's Hot in Pediatric Dermatology, 41

PEDIATRIC PATIENT CARE: PATIENT SAFETY ISSUES

- F013 Protecting America's Youth: Responding to Tanning Industry Arguments & Advancing Effective Policies, 47

PEDIATRIC PATIENT CARE: POPULATION HEALTH AND PREVENTIVE CARE

- F013 Protecting America's Youth: Responding to Tanning Industry Arguments & Advancing Effective Policies, 47

PEDIATRIC ULCERATING DERMATOSES AND WOUND CARE

- U009 Chronic Cutaneous Ulcers in Adults and Children, 34

VASCULAR DISORDERS OF INFANCY AND CHILDHOOD, INCLUDING HEMANGIOMAS AND MALFORMATIONS

- S007 Update Platform: Pediatrics, 44
- S009 What's Hot in Pediatric Dermatology, 41

PRACTICE-BASED LEARNING AND IMPROVEMENT

LITERATURE REVIEWS, EVIDENCE-BASED MEDICINE, AND HOW TO ACCESS, ASSESS AND INCORPORATE EVIDENCE-BASED RESOURCES TO IMPROVE PRACTICE

- U009 Chronic Cutaneous Ulcers in Adults and Children, 34
- U023 Photodynamic Therapy for Skin Cancer, Acne and Skin Rejuvenation, 48
- W005 Translating Evidence into Practice: Acne Guidelines, 48

PARTICIPATE IN ACTIVITIES TO ASSESS AND IMPROVE QUALITY PRACTICE

- U006 Making Your Office Great - And You Happier, 33
- U019 Top Tips to be Tip Top with Your MOC, 45

TEACH AND FACILITATE LEARNING OF OTHERS

- F016 What's Boiling Over: Atopic Dermatitis & Other Eczematous Conditions, 51
- U011 Procedural Safety in Dermatology, 37

USE TECHNOLOGY TO IMPROVE PRACTICE

- F008 Using Technology to Improve Dermatology Access, 36
- U009 Chronic Cutaneous Ulcers in Adults and Children, 34
- U023 Photodynamic Therapy for Skin Cancer, Acne and Skin Rejuvenation, 48

PROCEDURAL DERMATOLOGY

WOUND HEALING AND WOUND CARE

- F012 Case-Based Controversies: Procedural, 47
- S015 Finessing Surgical Technique, 52
- U009 Chronic Cutaneous Ulcers in Adults and Children, 34

ANESTHESIA (TOPICAL, LOCAL, AND SYSTEMIC) AND PATIENT MONITORING DURING PROCEDURES

- S015 Finessing Surgical Technique, 52

BASIC SURGICAL SKILLS, BIOPSY, TECHNIQUES AND EXCISIONAL SURGERY

- S015 Finessing Surgical Technique, 52
- U011 Procedural Safety in Dermatology, 37

BOTULINUM TOXIN AND CHEMODENERVATION

- F012 Case-Based Controversies: Procedural, 47
- S006 Update Platform: Cosmetic and Dermatologic Surgery, 41

CHEMICAL PEELING

- F012 Case-Based Controversies: Procedural, 47

DRESSINGS AND POSTOPERATIVE CARE, INCLUDING MANAGEMENT OF COMPLICATIONS

- S015 Finessing Surgical Technique, 52
- U008 Case-Based Vignettes to Make Your Surgical Complications Less Complicated, 34



SUBJECT INDEX

FLAP RECONSTRUCTION

- F012 Case-Based Controversies: Procedural, 47
- F022 Review and Update of Regional Reconstruction, 53
- S015 Finessing Surgical Technique, 52

GRAFT RECONSTRUCTION

- F012 Case-Based Controversies: Procedural, 47
- F022 Review and Update of Regional Reconstruction, 53

INSTRUMENTATION USED IN PROCEDURAL DERMATOLOGY

- S015 Finessing Surgical Technique, 52
- U011 Procedural Safety in Dermatology, 37

LASERS AND INTENSE PULSED LIGHT

- F012 Case-Based Controversies: Procedural, 47
- S006 Update Platform: Cosmetic and Dermatologic Surgery, 41
- S007 Update Platform: Pediatrics, 44
- S015 Finessing Surgical Technique, 52
- U001 Update on Onychomycosis, 31
- U005 Skin of Color, 33

MELANOMA

- F018 Tumor Board: Management of Common and Unusual Skin Cancers
- S004 Minimizing Errors in the Detection, Diagnosis, and Treatment of Melanoma, 35
- S006 Update Platform: Cosmetic and Dermatologic Surgery, 41
- U010 Optimizing Management of Melanoma: Recognizing and Responding to Common Dilemmas in Patient Care, 37
- U027 Dermoscopy for the Non-Dermoscopist, 52
- W004 Translating Evidence into Practice: Primary Cutaneous Melanoma Guidelines, 43
- W006 MOC Self-Assessment: Skin Cancer, 50

MOHS MICROGRAPHIC SURGERY

- F012 Case-Based Controversies: Procedural, 47
- F018 Tumor Board: Management of Common and Unusual Skin Cancers, 53
- F022 Review and Update of Regional Reconstruction, 53
- S006 Update Platform: Cosmetic and Dermatologic Surgery, 41

NAIL SURGERY

- F021 Nails, 53
- S002 Nail Disorders: Define Better Options for Diagnosis and Treatment of Onychodystrophies, 31
- S015 Finessing Surgical Technique, 52

NON MELANOMA SKIN CANCER, INCLUDING BASAL CELL AND SQUAMOUS CELL CARCINOMAS

- F012 Case-Based Controversies: Procedural, 47
- F018 Tumor Board: Management of Common and Unusual Skin Cancers, 53
- S003 Update Platform: Medical Dermatology, 34
- S006 Update Platform: Cosmetic and Dermatologic Surgery, 41
- W006 MOC Self-Assessment: Skin Cancer, 50

PHLEBOLOGY

- S006 Update Platform: Cosmetic and Dermatologic Surgery, 41

PHOTODYNAMIC THERAPY

- U023 Photodynamic Therapy for Skin Cancer, Acne and Skin Rejuvenation, 48

PRE-OPERATIVE PATIENT EVALUATION AND DOCUMENTATION

- S006 Update Platform: Cosmetic and Dermatologic Surgery, 41
- U011 Procedural Safety in Dermatology, 37

SCAR REVISION

- F012 Case-Based Controversies: Procedural, 47

SKIN CANCER IN THE ORGAN TRANSPLANT RECIPIENT

- F018 Tumor Board: Management of Common and Unusual Skin Cancers, 53

TISSUE AUGMENTATION (FILLERS AND FAT TRANSPLANT)

- F012 Case-Based Controversies: Procedural, 47
- S006 Update Platform: Cosmetic and Dermatologic Surgery, 41

TUMESCENT LIPOSUCTION

- F012 Case-Based Controversies: Procedural, 47

PROFESSIONALISM AND MAINTENANCE OF CERTIFICATION

LEADERSHIP

- C003 Media Training: Developing and Delivering Key Messages, 46
- F001 Managing Group Dynamics, Part I: Dream Team or "I Want to Scream Team", 32
- F013 Protecting America's Youth: Responding to Tanning Industry Arguments & Advancing Effective Policies, 47
- S016 Leading by Persuading, Influencing and Negotiating, 52
- W001 MOC Self-Assessment: Acne, Psoriasis, Eczema and Inflammatory Dermatitis, 33
- W003 MOC Self-Assessment: Office-Based Safety, 42

PARTICIPATION IN MOC PROGRAM

- U019 Top Tips to be Tip Top with Your MOC, 45
- W001 MOC Self-Assessment: Acne, Psoriasis, Eczema and Inflammatory Dermatitis, 33
- W002 MOC Self-Assessment: Pediatric Dermatology, 36
- W003 MOC Self-Assessment: Office-Based Safety, 42

PROFESSIONAL DEVELOPMENT

- F001 Managing Group Dynamics, Part I: Dream Team or "I Want to Scream Team", 32
- F003 Developing Speaker Skills - Faculty Development, 32
- S016 Leading by Persuading, Influencing and Negotiating, 52
- U006 Making Your Office Great — And You Happier, 33
- U019 Top Tips to be Tip Top with Your MOC, 45
- U027 Dermoscopy for the Non-Dermoscopist, 52
- W001 MOC Self-Assessment: Acne, Psoriasis, Eczema and Inflammatory Dermatitis, 33
- W003 MOC Self-Assessment: Office-Based Safety, 42

SENSITIVITY TO A DIVERSE PATIENT POPULATION

- F016 What's Boiling Over: Atopic Dermatitis & Other Eczematous Conditions, 51
- U005 Skin of Color, 33
- U006 Making Your Office Great - And You Happier, 33

TEAMWORK

- F001 Managing Group Dynamics, Part I: Dream Team or "I Want to Scream Team", 32
- F013 Protecting America's Youth: Responding to Tanning Industry Arguments & Advancing Effective Policies, 47
- S016 Leading by Persuading, Influencing and Negotiating, 52
- U006 Making Your Office Great — And You Happier, 33

VOLUNTEERISM AND SOCIAL CONSCIOUSNESS

- C003 Media Training: Developing and Delivering Key Messages, 46

SYSTEMS-BASED PRACTICE

ELECTRONIC HEALTH RECORDS, COMPUTER TECHNOLOGY, PHOTOGRAPHY, AND OTHER PRACTICE SERVICES TO IMPROVE YOUR PRACTICE

- F008 Using Technology to Improve Dermatology Access, 36
- S014 Coding & Documentation, 49

PRACTICE MANAGEMENT AND THE BUSINESS OF DERMATOLOGY, INCLUDING CODING, OFFICE REGULATION, ACCREDITATION, MANAGED CARE, GOVERNMENT REGULATION, AND COST CONTAINMENT

- S014 Coding & Documentation, 49
- U006 Making Your Office Great — And You Happier, 33

RISK MANAGEMENT/MALPRACTICE

- S004 Minimizing Errors in the Detection, Diagnosis, and Treatment of Melanoma, 35

TEAMING WITH OTHER PROVIDERS OF CARE TO BENEFIT YOUR PATIENTS

- F008 Using Technology to Improve Dermatology Access, 36
- F018 Tumor Board: Management of Common and Unusual Skin Cancers, 53
- U006 Making Your Office Great — And You Happier, 33
- U009 Chronic Cutaneous Ulcers in Adults and Children, 34



For the latest Program Book information please refer to www.aad.org.

ABBREVIATIONS

Affil Affiliate	Dept Department	Immunol Immunology	Path Pathology	Sect Section
Anat Anatomy	Derm Dermatology	Infect Infectious	Ped Pediatrics	Sen Senior
Asst Assistant	DermPath Dermatopathology	Info Information	Pharmacol Pharmacology	So South/Southern
Assoc Associate	Dir Director	Inst Institute	Phys Physician(s)	St State
Biochem Biochemistry	Dis Disease(s)	Instr Instructor	Physiol Physiology	Surg Surgery/Surgeon
Biol Biology	Div Division	Int Internal	Plast Plastic	Svc Service
Br Branch	Emer Emeritus	Invest Investigator	Podiat Podiatry	Syphilol Syphilology
Canc Cancer	Environ Environmental	Lect Lecturer	Prev Preventive	Trop Tropical
Chem Chemical/Chemistry	Exper Experimental	Med Medical/Medicine	Prof Professor	U University
Chf Chief	Fac Facility	Microbiol Microbiology	Prog Program	VA Vets Administration
Chmn Chairman	Fel Fellow	Nat'l National	Psych Psychiatry	Vasc Vascular
Clin Clinic/Clinical	Fndtn Foundation	No North/Northern	Radiol Radiology	Venereol Venereology
Col College	Gen General	Occup'l Occupational	Res Resident	Vet Veterinary
Cons Consultant	Hd Head	Ophthalmol Ophthalmology	Rsch Research	
Cosm Cosmetic	Hlth Health	Otolaryngol Otolaryngology	Sch School	
Ctr Center	Hosp Hospital	Parasit Parasitology	Sci Science	

A
Adams, David R., MD, PharmD, Associate Professor of Dermatology, Penn State Hershey Medical Center, Hershey, PA, 46
Alam, Murad, MD, Professor of Dermatology, Otolaryngology, and Surgery, Northwestern University, Chicago, Illinois, 41
Argenziano, Giuseppe, MD, Dept Dermatol, ASMN Hospital, Reggio Emilia, Italy, 31
Armstrong, April W., MD, MPH, Director of Dermatology Clinical Research Unit, University of California Davis, Sacramento, CA, 33
Atwater, Amber R., MD, Assistant Professor, Duke University Department of Dermatology, Durham, NC, 36
B
Baker, Daniel C., MD, Assoc Prof, NYU Inst Recons Plast Surg, New York, NY, 35
Baker, Diane Romayne, MD, Affiliate Prof, Dept Derm, OR Hlth Sci U, Portland, OR, 36
Barrio, Victoria R., MD, Clinical Assoc Prof Ped and Med (Derm), U.C.S.D. San Diego, CA, 52
Baum, Christian L., MD, MS, Assistant Professor, Department of Dermatology, Mayo Clinic, Rochester, MN, 50
Benabio, Jeffrey A. V., MD, Physician Director Health Innovation, Kaiser Permanente, San Diego, CA, 36
Bhatia, Neal D., MD, Assoc Clin Prof, Division of Dermatology, Harbor UCLA Medical Center, 31
Billingsley, Elizabeth M., MD, Prof Derm, Dir Mohs Surgery, Penn St Hershey Med Ctr PSU Coll of Med, Hershey, PA, 46
Bologna, Jean L., MD, Prof, Dept Derm, Yale U, New Haven, CT, 45
Borradori, Luca, MD, 31
Bowe, Whitney, MD, Clinical Assistant Professor of Dermatology, SUNY Downstate Medical Center, Brooklyn, NY, 48
Brewer, Jerry D., MD, Associate Professor of Dermatology, Mayo Clinic, Rochester, MN, 50
Bridges, Alina G., DO, Asst Prof, Dept Derm, Mayo Clinic, Rochester, MN, 34
Brod, Bruce A., MD, M.D. Clinical Associate Professor of Dermatology, University of Pennsylvania School of Medicine, 47
Bruckner-Tuderman, Loena, MD, Dept. of Dermatology, Univ. Medical Center Freiburg, Freiburg, Germany, 31
Bucay, Vivian Wasserteil, MD, 42

C
Callen, Jeffrey Phillip, MD, Prof Med (Derm), Div Derm, Scho Med, U Louisville, Louisville, KY, 34
Camilleri, Michael J., MD, M.D. Assistant Professor Mayo Graduate School of Medicine, Mayo Clinic, Rochester Minnesota, 50
Cappel, Mark A., MD, Mayo Clinic, Jacksonville, Florida, 50
Cartee, Todd, MD, Todd V Cartee, MD, Asst Professor of Dermatology, Penn State Hershey Medical Center, Hershey, PA, 41
Carucci, John A., MD, PhD, Chf, Mohs Surg, NYU-Langone Medical Center, New York, NY, 53
Cherpelis, Basil S., MD, 41
Cohen, Bernard, MD, Director of Pediatric Dermatology, Johns Hopkins Children's Center, 36
Cohen, David Eric, MD, Vice Chair Dept of Derm, NYU School of Medicine, New York, NY, 31
Colegio, Oscar, MD, PhD, MD, PhD, Assistant Professor of Dermatology. Yale University, New Haven, CT., 50
Cordoro, Kelly M., MD, Assoc Prof of Derm and Peds, UCSF, San Francisco, CA, 32
Cox, Sue Ellen, MD, Dermatologic Surgeon, President and Medical Director, Aesthetic Solutions, Chapel Hill, NC, 35
Cribrier, Bernard Jean, MD, PhD, Pr Bernard Cribrier, MD, PhD, University of Strasbourg, Faculty of Medicine, Strasbourg, France, 31

D
Daniel, C. Ralph, MD, Clin Prof Derm, U MS, Jackson, Ms, Clin Prof Derm, U AL, Birmingham, AL, 53
Davis, Mark D.P., MD, Prof, Dept Derm, Mayo Clin, Rochester, MN, 48
Day, Doris J., MD, Doris Day, MD Clinical Associate Professor, Dermatology, NYU Medical Center, New York, NY, 42
Del Rosso, James Q., DO, Derm Res Director, Valley Hosp Med Center, Las Vegas, NV, 41
Desai, Seemal, MD, Clinical Assistant Professor of Dermatology, University of Texas Southwestern Medical Ctr, Dallas, TX
Donofrio, Lisa M., MD, AsocClinProf, DeptDerm, YaleU SchMed, NewHaven, CT, AsstClinProf, DeptDerm, Tulane U, New Orleans, LA, 42

Downie, Jeanine B., MD, Assistant Attending Mountinside and Overlook Hospitals. Director, Image Dermatology P.C. NJ, 42
Draeos, Zoe Diana, MD, Consulting Professor, Department of Dermatology, Duke University School of Medicine, Durham, NC, 37
Duncan, Lyn M., MD, Associate Professor of Pathology, Harvard Medical School, Chief MGH Dermatopathology, Boston, MA, 43
Dyer, Jonathan A., MD, Asst Prof, Dept Derm Ped, U MO, Columbia, MO, 40
E
Eichenfield, Lawrence F., MD, Chf Ped & Adol Derm, Prof Ped Med Derm, U CA, Rady Child Hosp, San Diego, CA, 44
Eidelman, Michael E., MD, Clin Instr, Beth Israel MC, Alb Einstein MS, New York, NY, 35
Ellis, Charles N., MD, WB Taylor Prof & Assoc Chmn, Dept Derm, U MI Sch Med, Ann Arbor, MI, 33
Elston, Dirk M., MD, Director, Ackerman Academy of Dermatopathology, New York, NY, 38
F
Farris, Patricia, MD, Metairie, LA, 46
Feldman, Steven R., MD, PhD, Prof Dept Derm, Path and Public Health, Wake Forest U School of Med, Winston-Salem, NC, 31
Ferguson, Sara Billet, MD, 46
Ferringer, Tammie C., MD, Section Head and Fellowship Director, Dermatopathology, Geisinger Med Ctr, Danville, PA, 32
Firoz, Bahar, MD, 42
Fitzgerald, Rebecca L., MD, Clinical Instructor of Medicine, David Geffen School of Medicine at UCLA, Los Angeles, CA, 42
Fosko, Scott W., MD, Prof, Chmn, Dept Derm, Saint Louis Univ, St Louis, MO, 49
Frieden, Ilona J., MD, Prof Derm Peds, University of California, San Francisco, CA, 32, 38
Friedrichs, Amanda, MD, Sycamore, Illinois, 47

G
Garg, Amit, MD, Assoc Prof, Dept Derm, Boston U Sch of Med, Boston, MA, 45
Gendler, Ellen C., MD, Clin Assoc Prof, Dept Derm, NYU Med Ctr, New York, NY, 35
Gerami, Pedram, MD, Associate Prof Derm/DermPath Northwestern Univ Feinberg school of Med, 45
Geronemus, Roy G., MD, Clin Prof Derm, NYU Med Ctr, New York, NY, 35
Gerstner, Gervaise L., MD, 35
Gilbert, Erin, MD, PhD, Erin Gilbert MD, PHD Assistant Professor of Dermatology SUNY Downstate Brooklyn, New York, 42
Gladstone, Hayes B., MD, Director, Mohs Surgery, Berman Gladstone Skin Institute, Palo Alto/San Francisco./ Walnut Creek, CA, 53
Godse, Kiran Vasant, MD, M.D. Associate Professor, Dr.D.Y.Patil Medical college and Hospital, Nerul, Navi Mumbai, India, 45
Goldberg, David J., MD, JD, Clin Prof, Derm, Mount Sinai Sch of Med, New York, NY, 35
Goldenberg, Gary, MD, Assistant Prof of Dermatology and Pathology, Mt Sinai School of Medicine, 51
Graber, Emmy M., MD, Assistant Professor, Boston University Department of Dermatology, 48
Gupta, Aditya K., MD, PhD, Prof, Div Derm, U Toronto, Toronto, Canada, 31

H
Haemel, Anna, MD, Anna Haemel, MD; Assistant Professor, UCSF Dermatology; San Francisco, CA, 40
Hale, Elizabeth K., MD, Clinical Associate Professor of Dermatology, NYU Langone Medical Center, New York, NY, 35
Hall, Matthew R., MD, Matthew R. Hall, Senior Associate Consultant, Mayo Clinic, Dermatology, Jacksonville, FL, 31
Halpern, Allan C., MD, Chief, Dermatology Service, MSKCC, New York, NY, 39
Hanlon, Allison, MD, PhD, Allison Hanlon, MD, PhD, Assistant Professor, Yale University School of Medicine, New Haven, CT, 49
Heald, Peter W., MD, Prof Emer Derm, Yale U, New Haven, CT, 53
Heffernan, Michael P., MD, Central Dermatology, St. Louis, MO 63117, 45
Henning, Jeffrey Scott, DO, MBA, Assistant Professor of Dermatology UHSUS, San Antonio, TX, 42



INVITED FACULTY INDEX

Hinds, Ginette, MD, Ginette A. Hinds, MD. Assistant Professor, Johns Hopkins School of Medicine, Baltimore, MD, 48
Hurley, M. Yadirra, MD, Assoc Prof, Dir Dermath Fellowship, Dir Div Dermath, Dept Derm, St. Louis U, St. Louis, MO, 46

I
Ibrahimi, Omar, MD, PhD, Director, Connecticut Skin Institute, Stamford, CT, 42
Ingleton, Rosemarie, MD 35

J
Jackson, Brooke A., MD, Med Director, Skin Wellness Cnt of Chicago. Asst Clin Prof, Dept Derm, Northwestern, Chicago, IL, 42
Janier, Michel, MD 31
Jellinek, Nathaniel J., MD, Asst Prof, Dept Derm, Brown Med Sch, Providence, RI; Adj Asst Prof, Div Derm, UMass Med Sch, Wor, MA, 53
Jiang, Shang I. Brian, MD, Associate Clinical Professor of Dermatology, University of California, San Diego, La Jolla, CA, 53
Johnson, Timothy M., MD, U MI, Ann Arbor, MI, 43

K
Kalb, Robert E., MD, Clin Prof, Derm Dept, State Univ of NY School of Medicine, Buffalo, New York, 33
Kane, Michael, MD 42
Kaufmann, Mark D., MD, Assoc Clin Prof, Dept Derm, Mt Sinai School of Med, New York, New York, 32
Kauvar, Arielle N. B., MD, Clin Prof Derm, NYU Sch Med, New York, NY; Director, NY Laser & Skin Care, New York, NY, 41
Kim, Caroline C., MD, Assistant Professor, Harvard Medical School; Director, PLC, Dept. of Derm, BIDMC; Boston, MA, 37
Kim, Jinah, MD, PhD, MD, PhD, Assistant Professor of Pathology and Dermatology, Stanford University, Stanford, CA, 51
Kirby, Joslyn S., MD, Penn State Hershey, Milton S. Hershey Medical Center, 33
Ko, Christine, MD, Assoc Prof, Dept Derm, Yale U, New Haven, CT, 35
Koo, John Y. M., MD, Prof, Vice Chmn Derm, UCSF, San Francisco, CA Board Certified in Psychiatry and Dermatology, 37
Krakowski, Andrew C., MD, Rady Children's Hospital, San Diego and University of California, San Diego; San Diego, CA 92123, 44
Kroshinsky, Daniela, MD, MPH, Assistant Professor, Massachusetts General Hospital, Harvard Medical School, Boston, MA, 47
Kundu, Roopal Vashi, MD, Associate Professor, Department of Dermatology, Northwestern University Feinberg SOM, Chicago, IL, 33

L
Lebwohl, Mark, MD, Prof & Chmn, Dept Derm, Icahn Sch Med Mt Sinai, New York, NY, 33
Lenzy, Yolanda M., MD, Chief of Dermatology, RiverBend Medical Group, Springfield, MA, 40
Levin, Nikki A., MD, PhD, Assoc Prof, Div Derm, Dept Med, U Mass Med Sch, Worcester, MA, 40
Levy, Moise L., MD, Dell Children's Medical Center, Austin, TX; Clinical Prof Derm UTWSU, Clin Prof Derm/Pedi BCM, 36
Lim, Henry W., MD, Chmn & C.S. Livingood Chr, Derm, Henry Ford Hosp, MI, 31
Lio, Peter A., MD, Assistant Professor of Clinical Dermatology, Northwestern University, Chicago, IL, 51
Lucas, Jennifer, MD, Jennifer Lucas, Associate Staff, Cleveland Clinic, Cleveland, Ohio, 52

M
Marinovic, Branka, MD, PhD, Prof, Head, Dpt of Dermatol and Venereol, Univ Hosp Center Zagreb, Croatia, 43
Mariwalla, Kavita, MD, Assistant Professor of Dermatology, SUNY at Stony Brook, East Setauket, New York, 35
Marmur, Ellen S., MD, Asst Clin Prof, Dept Derm, Sch Med, Mt. Sinai, New York, NY, 35
Martin, Elizabeth Shannon, MD, Clinical Volunteer Faculty, Univ of AL, 47
McNiff, Jennifer Madison, MD, Prof Dept Derm & Path, Yale U, New Haven, CT, 51
Miller, Christopher James, MD, Dept Derm, U of Pennsylvania, Philadelphia, PA, 35
Mimirani, Paradi, MD, The Permanente Medical Group, Vallejo, CA and Asst Clin Prof, U CA San Francisco, San Francisco, CA, 32
Mirowski, Ginat W., MD, DMD, Adjunct Assoc Prof, Oral Pathology, Medicine, Radiology, Indiana University School of Dentistry, 32
Mowad, Christen M., MD, Professor, Geisinger Medical Center, 33
Mugalian, Ruth, MS, Principal, Public Communications Inc., Chicago, IL, 46

O
Ochoa, Maria Teresa, MD, Maria T. Ochoa, Assoc Clin Prof., Dept Derm, Keck Sch Med, USC, Los Angeles, CA, 52
Olsen, Elise, MD, Prof Dermatology and Oncology, Duke U Med Ctr, Durham, NC, 31
Ozog, David M., MD, Henry Ford Hospital, Vice Chair of Operations, Director of Cosmetic Dermatology, Detroit Michigan, 52

P
Paller, Amy S., MD, Prof & Chmn, Dept Derm, Prof, Dept Ped, Sch Med, Northwestern U, Chicago, IL, 44
Peters, Margot S., MD, 51
Puttggen, Katherine B., MD, Assistant Professor, Depts of Dermatology & Pediatrics, Johns Hopkins University, Baltimore, MD, 36

R
Rich, Phoebe, MD, Adjunct Professor, Dept of Dermatology, Oregon Health and Science University, Portland, OR, 53
Rigel, Darrell S., MD, Clin Prof Derm, New York Univ Med Ctr, New York, NY, 43
Rosamilia, Lorraine L., MD, Lorraine L. Rosamilia, MD; staff dermatologist Geisinger Health System, State College, PA, 46
Rosenbach, Misha, MD, Assistant Professor, Dermatology and Internal Medicine, University of Pennsylvania, Philadelphia, PA, 33

S
Sadick, Neil S., MD, FAACS, FACP, FACPh, Clin Prof, Dept Derm, Weill Med College Cornell, New York, NY, 41
Saini, Ritu, MD, Assistant Clinical Professor, New York University Langone Medical Center, New York, NY, 48
Scher, Richard K., MD, Prof Derm, Cornell U; Prof Emer Derm, U NC; Prof Emer Derm, Columbia U, 31
Schlosser, Bethanee Jean, MD, PhD, Assistant Professor, Dept of Dermatology, Northwestern University, Chicago, IL, 48
Schmults, Chrysalyn Delling, MD, Assistant Professor of Dermatology, Harvard Medical School, 41
Shinkai, Kanade, MD, PhD, Assistant Professor of Dermatology, University of California, San Francisco, 32
Silverberg, Nanette Blythe, MD, Dir Ped Derm, St Luke's Roosevelt Hosp Ctr, Clin Prof, Columbia, New York, NY, 41
Sobanko, Joseph, MD, Assistant Professor of Dermatology, University of Pennsylvania, Philadelphia, PA, 37
Sobor, Arthur Joel, MD, Prof, Dept Derm, Harvard Med Sch, Boston, MA, 43
Stein, Jennifer A., MD, PhD, Jennifer A. Stein, Ph.D, Asst Prof, Dept Derm, NYU School of Medicine, New York, NY, 52
Stone, Stephen P., MD, Prof Clin Med, Dir Clin Research, Div Derm, SIU Sch Med, Springfield, IL, 45
Stratman, Erik Joseph, MD, Chairman, Program Director, Dept of Derm, Marshfield Clin, Marshfield, WI, 34
Strober, Bruce Elliot, MD, PhD, Associate Prof, Dept Derm, University of Connecticut, Farmington, CT, 50
Subtil, Antonio, MD, MBA, Assoc Prof, Derm/Path, Yale Univ, New Haven, CT, 51

T
Taylor, James Selwyn, MD, Consultant Dermatologist & Quality Improvement Officer, Dept Derm, Cleveland Clinic, Cleveland, OH, 42
Thiboutot, Diane M., MD, Prof, Dept Derm, Col Med, PA St, Hershey, PA, 48
Torgerson, Rochelle R., MD, PhD, Asst Prof Derm, Mayo Clin Col of Med, Rochester MN, 51
Travelute, Christie, MD, Assoc Prof, Dept Derm, Pennstate HMC, Hershey, PA, 46

V
Van Voorhees, Abby S., MD, Associate Prof, Dept Derm, U PA, Philadelphia, PA, 50
Venna, Suraj S., MD, Suraj S. Venna, MD, Director Melanoma Center MEDSTAR/Georgetown, Washington Cancer Institute, 50
Vleugels, Ruth Ann, MD, Assistant Professor, Harvard Medical School, Brigham and Women's Dermatology; Boston, MA, 53

W
Waldorf, Heidi A., MD, Assoc Clin Prof, Dept Derm, Sch Med, Mt Sinai, New York, NY, 42
Weinkle, Susan H., MD, Asst Clin Prof, Dept Derm, Univ of South FL, Tampa, FL, 35
Weinstock, Martin A., MD, PhD, Professor of Dermatology and Epidemiology, Brown University, Providence, RI, 37
Wetter, David A., MD, David A. Wetter, Associate Professor of Dermatology, Mayo Clinic, Rochester, Minnesota, 34
Wirtzler, Allan S., MD, Priv Pract, Sherman Oaks, CA, 49
Wisco, Oliver J., DO, Oliver J. Wisco, DO, Director of Mohs Surgery, Chief of Dermatology, Keesler AFB, MS, 42
Wolverton, Stephen E., MD, Prof Clin Derm, Dept Derm, IN U Med Ctr, Indianapolis, IN, 49
Wright, Teresa S., MD, Teresa S. Wright, MD; Assist. Prof. of Dermatology and Pediatrics, Texas Children's; Houston, TX, 36

X
Xu, Yaohui Gloria, MD, PhD, Assistant Professor, Univ of Wisconsin School of Medicine and Public Health, Madison, WI, 34

Y
Yu, Siegrid S., MD, Associate Professor, University of California, San Francisco, Department of Dermatology, 40

Z
Zaenglein, Andrea L., MD, Associate Professor, Dermatology & Pediatrics, Penn State, MS Hershey Medical Center, Hershey, PA, 46
Zeichner, Joshua, MD, Assistant Professor, Mt Sinai Hospital, New York, NY, 33
Zone, John Joseph, MD, Prof & Chmn, Dept Derm, U Utah, Salt Lake City, UT, 34
Zwald, Fiona O'Reilly, MD, Dept of Dermatology, Emory University, Atlanta GA 30322, 34

While Other Private Label Companies Just Paste Your Name on a Product . . .



We Treat Your Practice as a Brand!

AAD
Booth
525

"No thanks! I buy it online now!"

Sound familiar? More and more patients are buying directly from Internet-based skin care retailers. How do you compete?

Let Young help develop your *own* branded skin care line tailored to your specific treatment approach. Then the only brand name your patients will find anywhere is... YOURS.

While other companies just paste your name on a product, we make sure our products are worthy of your name and image. Our unique delivery systems and well-validated ingredients are designed to meet and exceed your therapeutic objectives. Your patients become your brand advocates, telling their friends about you and your products, increasing your brand awareness.



Practice-Branded Products

We don't stop there. To help build your brand and promote sales, we offer practice-branded sample sizes, custom kits and promotional materials.



Medi-Store®

What's more, Young is the only company to offer the eye catching Medi-Store® in-office product display that encourages your patients to browse while they wait.

So the next time your patients need to buy more of their favorite skin care products, the only brand they will be looking for is... YOURS!

For more information call **(800) 874-9686** or visit www.youngpharm.com

YOUNG
P H A R M A C E U T I C A L S

Break through enemy lines.

The creators of the Alpha Hydroxy Acid revolution deliver a NEW antiaging breakthrough: patented Aminofil™ technology

new

Introducing
NeoStrata®
SKIN ACTIVE
Line Lift



Two easy steps help activate collagen and hyaluronic acid to volumize the deep skin matrix

Clinically proven effective in just 4 weeks with continued improvement through 16 weeks

Targets:

- Crow's feet
- Smoker's lip lines
- Brow furrows
- Nasolabial folds

Available through professional offices

Visit booth #519 for free samples



Elite Science. Professional Results.

NeoStrata®

For more information visit www.NeoStrataPro.com or call 1-800-628-9904